

Singer 51-1  
Singer 51-2  
Singer 51-3  
Singer 51-4  
Singer 51-6  
Singer 51-7  
Singer 51-8  
Singer 51-9  
Singer 51-10  
Singer 51-11  
Singer 51-15  
Singer 51-16

Form 7863 Revised  
January, 1930  
PRINTED IN U. S. A.

# LIST OF PARTS



**MACHINES**  
**Nos. 51-1 to 51-4, 51-6 to**  
**51-11, 51-15 and 51-16**

---

**THE SINGER MANUFACTURING COMPANY**

COPYRIGHT, U. S. A.  
1918, 1926, 1929 AND 1930  
BY THE SINGER MANUFACTURING CO.  
ALL RIGHTS RESERVED FOR ALL COUNTRIES

## INDEX

	PAGE
ATTACHMENTS AND ACCESSORIES.....	92
BOBBIN WINDER.....	94
CLAMP.....	93
FOOT LIFTER PARTS.....	98
IRON BASE.....	92
KNEE LIFTER PARTS.....	99
MACHINE No. 51-1.....	7
“ “ 51-2.....	14
“ “ 51-3.....	21
“ “ 51-4.....	28
“ “ 51-6.....	35
“ “ 51-7.....	43
“ “ 51-8.....	50
“ “ 51-9.....	57
“ “ 51-10.....	64
“ “ 51-11.....	72
“ “ 51-15.....	79
“ “ 51-16.....	86
NUMERICAL LIST OF PARTS.....	107
OBSOLETE PARTS.....	100
STAND.....	95
STARTING TREADLE PARTS.....	99
TABLE BELT GUIDE.....	100
THREAD UNWINDER.....	100

From the library of: Diamond Needle Corp

## INSTRUCTIONS FOR ORDERING

In ordering from this list, use **ONLY** the part NUMBER in the **FIRST** column.

The number stamped on a Sewing Machine part is in every case the number of the single part only.

Every combination of parts sent out as such has its specific number, which, although not stamped on the parts, must be used when ordering the combination.

Each number always indicates the **SAME PART** in whatever list it appears, or for whatever machine.

The letters after some of the numbers indicate the style of finish only, as follows:

- A—Hardened, Polished, Nickel Plated and Buffed
- B—Polished, Nickel Plated and Buffed
- C—Hardened Only
- D—Polished Only
- E—Soft, Not Polished
- F—Hardened and Polished
- H—Blued
- J—Nickel Plated Only
- K—Hardened and Nickel Plated
- L—Brass Plated
- M—Oxidized
- P—Japanned
- R—Merlized
- T—Copper Plated
- T. A.—Hardened, Polished, Copper and Nickel Plated and Buffed.
- T. B.—Copper and Nickel Plated and Polished.
- T. J.—Copper and Nickel Plated Only.
- T. K.—Hardened, Copper and Nickel Plated.
- T. M.—Copper Plated and Oxidized.
- T. L.—Copper and Brass Plated.
- U—Zinc Plated
- V—Silver Plated
- W—Polished and Nickel Plated
- Z—Chromium Plated

These letters **MUST BE USED** when they appear in the list; and **AFTER** the number as in the list.

In this series:


- 1 to 1500 and 50001 to 51500 are Screw Numbers.
- 1501 to 1800 and 51501 to 51800 are Nut Numbers.
- 1801 to 2000 and 51801 to 52000 are Roller Numbers.
- 2001 to 50000 and 52001 and upward are numbers of Machine Parts.

The figures in the second column refer only to the plates, illustrating the parts, and are **NOT TO BE USED** in ordering.

Parts marked with an asterisk (\*) are furnished only when repairs are made at factory.

When ordering parts which differ as to **Gauge** (the distance between seams) the Gauge, as well as the **Number must be given** on order.

## LIST OF PARTS COMPLETE FOR



### MACHINE No. 51-1

FOR MAKING BARS  $\frac{1}{8}$  TO  $\frac{1}{4}$  INCH LONG. SIX LONG AND TEN CROSS STITCHES.

NO.	PLATE	NAME
*14274	—	Arm with 283d and 14275.....
2002	629	" Dowel Pin.....
123E	5507	" Screw.....
14255	634	" Shaft.....
21634	5501	" " Flanged Bushing.....
437C	629	" " " " Adjusting Screw.....
1517E	630	Arm Shaft Flanged Bushing Adjusting Screw Nut.....
448C	5507	Arm Shaft Flanged Bushing Set Screw...
1069D	5507	" " Screw.....
*14275	—	" Side Plate.....
283D	630	" " Thumb Screw.....
12403	629	" Spool Pin and Thread Eyelet.....
8879	640	" " " Washer (cloth).....
*14276	—	Bed.....

NO.	PLATE	NAME
7259	633	Bed Leg.....
145E	5507	" " Screw.....
14311	621	Crank Connecting Rod with 14312, 20198 and two each 175E and 896E.....
777C	5508	Crank Connecting Rod Ball Joint Screw
1518E	630	" " " " " "
		Nut.....
*14312	—	Crank Connecting Rod Cap (lower).....
175E	5507	" " " " " Screw
*20198	—	" " " " (upper).....
896E	5507	" " " " " Screw
14163	621	Face Plate.....
190D	5507	" " Screw.....
14014	622	Feed Regulator with 1906.....
14015	629	" " Ball Joint Stud.....
14018	—	Feed Regulator Ball Joint Stud complete, Nos. 1520E and 14015 to 14017.....
14016	629	Feed Regulator Ball Joint Stud Block (two pieces).....
1520E	5509	Feed Regulator Ball Joint Stud Nut
14017	629	" " " " " "
		Washer.....
859C	630	Feed Regulator Hinge Stud.....
1610C	630	" " " " Nut.....
14129	631	" " " " Washer
1887	—	" " Roller and Screw Stud
1906	630	" " " " " "
		1887 with 1520E and 14017.....
1520E	5509	Feed Regulator Roller and Screw Stud Nut
14017	629	" " " " " " " "
		Washer.....
14102	621	Feed Rock Shaft.....
14103	621	" " " Plate.....
14105	630	" " " Rivet.....
191C	5507	" " " Screw.....
51194C	5509	" " " Screw Centre (back)....
307C	5507	" " " " (front)....
1513J	5509	" " " " " Nut
14114	625	Feeding Foot (left).....
14115	625	" " (right).....
14270	640	" " Hinge (left).....
14022	625	" " (right).....
14023	625	" " Bracket with 1822..
1822	5509	" " Roller and Stud.....
14024	625	Feeding Foot Hinge Pin.....
14025	625	" " Lifting Bracket with 453C

NO.	PLATE	NAME
453C	5507	Feeding Foot Lifting Bracket Set Screw
14026	625	" " Pin.....
14118	625	Feeding Foot with Hinge Bracket complete, Nos. 14022, 14023, 14114, 14115, 14270 and two each 14024 and 14026.....
14272	637	Needle Bar with 857H.....
14355	—	" " 14272 with 662D and 7713....
7283	626	" " Connecting Link with 1012E..
1012E	5507	" " " " Adjusting Screw.....
380C	5507	Needle Bar Connecting Link Hinge Screw
1520E	5509	" " " " " "
		Nut.....
14271	640	Needle Bar Connecting Stud with 453C..
453C	5507	" " " " Set Screw..
14110	623	" " Frame.....
14030	622	" " Driving Lever with 209F and 1906.....
1887	—	Needle Bar Frame Driving Lever Roller and Screw Stud.....
1906	630	Needle Bar Frame Driving Lever Roller and Screw Stud 1887 with 1520E and 14017.....
1520E	5509	Needle Bar Frame Driving Lever Roller and Screw Stud Nut.....
14017	629	Needle Bar Frame Driving Lever Roller and Screw Stud Nut Washer.....
209F	5507	Needle Bar Frame Driving Lever Set Screw.....
14264	640	Needle Bar Frame Driving Lever Shaft
21509	640	" " " " Collar with 207F.....
207F	5507	Needle Bar Frame Driving Lever Collar Set Screw.....
14029	621	Needle Bar Frame Pitman with two 7320 and four 196F.....
1109C	5508	Needle Bar Frame Pitman Ball Joint Screw (eccentric, back).....
1520E	5509	Needle Bar Frame Pitman Ball Joint Screw (eccentric, back) Nut.....
849C	631	Needle Bar Frame Pitman Ball Joint Screw (front).....
1520E	5509	Needle Bar Frame Pitman Ball Joint Screw (front) Nut.....
14017	629	Needle Bar Frame Pitman Ball Joint Screw (front) Nut Washer.....
*7320	—	Needle Bar Frame Pitman Cap.....

NO.	PLATE	NAME
196F	5507	Needle Bar Frame Pitman Cap Screw....
577c	5507	" " " " " " Screw Centre (lower)
1517E	630	" " " " " " " " " " " "
		Nut.....
673F	5507	Needle Bar Frame Screw Centre (upper)
1517D	630	" " " " " " " " " " " "
		Nut.....
7713	629	Needle Bar Thread Guard.....
662D	5508	" " " " " " Screw.....
857H	631	" " " " " " Set Screw.....
14031	624	Oscillating Rock Shaft with 4784.....
14032	629	" " " " " " Crank with 460c..
2049	629	" " " " " " Pin .....
460c	5507	" " " " " " Set Screw.
4784	5502	" " " " " " Oil Pad.....
7317	624	" " " " " " Shaft.....
7318	629	" " " " " " Crank with 735c and 1813
2049	629	" " " " " " Pin .....
1813	5509	" " " " " " Roller and Stud...
735c	630	" " " " " " Set Screw.....
14249	637	Presser Bar.....
14036	628	" " " " " " Lifting Bracket with 453c...
453c	5507	" " " " " " Set Screw ..
2308	5502	" " " " " " Spring.....
2070	5502	" " " " " " Washer.....
263E	5508	Pressure Regulating Thumb Screw.....
66085	5517	Pulley (loose).....
14256	638	" (tight).....
14257	---	Pulley (tight) complete, Nos. 871E, 14256, 14263, 21615 to 21617, 21653 and two 997E.....
23668	5502	Pulley (tight) Pin.....
14258	---	Pulleys complete, Nos. 14257 and 66085
2996	5500	Shuttle Bobbin.....
33941	---	" " " " " " Case.....
15140	5500	" " " " " " Case Latch.....
2973	5500	" " " " " " Lever.....
2974	5500	" " " " " " Fulerum Pin.....
15141	---	Shuttle Bobbin Case Hinge, Nos. 2973, 2974 and 15140.....
2975	5500	Shuttle Bobbin Case Latch Spring.....
592E	5500	" " " " " " Stop Screw...
*7553	5500	" " " " " " Position Finger....
2523	5500	" " " " " " Rivet.....
24412	5514	" " " " " " Plate.....
391J	5514	" " " " " " Screw.....

NO.	PLATE	NAME
33942	5515	Shuttle Bobbin Case complete, Nos. 591F, 592E, 2523, 2975, 7553, 15141, 15278 and 33941.....
15728	5500	Shuttle Body.....
591F	5500	" " Tension Regulating Screw.....
15278	5515	" " " " Spring.....
15729	5500	Shuttle, 1 $\frac{1}{8}$ in. diam., Nos. 2996, 15728 and 33942.....
*15730	---	Shuttle Driver.....
15731	5500	" " " " 15730 with two 462c....
2049	629	" " " " " " Pin.....
462c	5500	" " " " " " Set Screw.....
14046	621	" " " " " " Pitman.....
14047	622	" " " " " " Bell Crank .....
14048	628	" " " " " " Hinge Pin....
435c	5507	" " " " " " " " " " Set Screw.....
375c	636	Shuttle Pitman Hinge Screw.....
1518E	630	" " " " " " Nut.....
14049	624	" " " " " " Race Back.....
2532	629	" " " " " " Position Pin.....
2533	624	" " " " " " Spring.....
648D	5508	" " " " " " " " " " Screw.....
33943	5514	" " " " " " " " " " Body.....
33944	---	" " " " " " " " " " 33943 with 7326 and two 662D.....
33957	---	Shuttle Race Body 33943 with 24412 and two 391J.....
33945	---	Shuttle Race Body 33944 with two 2532.
33946	---	" " " " " " 33945 with 24412 and two 391D.....
7326	624	Shuttle Race Cap.....
662D	5508	" " " " " " " " " " Screw.....
33947	5514	Shuttle Race complete, Nos. 648D, 2533, 14049 and 33946.....
145D	5507	Shuttle Race Screw.....
14050	621	" " " " " " Bracket.....
14052	---	Shuttle Race Bracket complete, Nos. 7317, 7318, 14031, 14032, 14050, 15730 and three 2049.....
14051	630	Shuttle Race Bracket Adjusting Slide
219F	5507	" " " " " " " " " " " " " " Screw.....
14026	625	Shuttle Race Bracket Adjusting Slide Steady Pin.....
146D	5507	Shuttle Race Bracket Screw.....
14259	634	Starting Lever.....

NO.	PLATE	NAME
14262	—	Starting Lever complete, Nos. 717c, 913c, 1520e, 1638e, 14206, 14259, 14260, 14277, 21645, 21649, 21651, 43583 and two each 159f and 399d.
14260	640	Starting Lever Belt Shifter
159f	5507	" " " " Set Screw
14360	5515	" " " " Shank
14261	634	" " Bracket
4389	640	" " Dowel Pin
123e	5507	" " " Screw
21645	630	" " Cushion (rawhide)
399d	636	" " " Screw
564c	5507	" " Screw Centre
1508e	636	" " " " Nut
14174	631	" " Spring
717c	5508	" " Stop Screw
1520e	5509	" " " " Nut
14206	635	" " Trip Stud
159f	5507	" " " " Set Screw
14067	624	Stitch Forming Cam, 2 $\frac{1}{2}$ in. diam., 17 teeth, with 14070 and 14085.
14250	637	Stitch Forming Cam Driver
14069	5501	" " " " Cam with two 448c.
448c	5507	Stitch Forming Cam Driver Cam Set Screw
14253	640	Stitch Forming Cam Driver Sliding Block
810d	5507	" " " " " " Cap Screw
14070	629	Stitch Forming Cam Oil Tube
14216	640	" " " " Position Collar with two 448c.
448c	5507	Stitch Forming Cam Position Collar Set Screw
14085	625	Stitch Forming Cam Trip Stud
14263	638	Stop Cam with 21652.
43583	637	" " Interlocking Rod
21649	626	" " " " Guide with 1070c.
1070c	626	Stop Cam Interlocking Rod Guide Set Screw
14277	626	Stop Cam Interlocking Rod Guide Washer (rawhide)
21651	633	Stop Cam Interlocking Rod Spring
913c	5508	" " " " " " Regulating Thumb Screw

NO.	PLATE	NAME
1638e	5509	Stop Cam Interlocking Rod Spring Regulating Thumb Screw Nut
21652	5502	Stop Cam Pin
21615	5502	" " Spring (long)
21616	5502	" " " (short)
21653	633	" " " Cover
997e	5507	" " " " Screw
21617	5502	" " " Stop Block
871e	631	" " " " Screw
2921	629	Tension Disc
1560c	5509	" Regulating Thumb Nut
15070	5502	" Releaser
413c	630	" Screw Stud
*33892	—	" " " 413c with 1560c.
2923	630	" Spring
2826	629	" Thread Guard
*14348	—	Tension complete, Nos. 2829, 2923, 7336, 15070, 33892 and two 2921.
14123	625	Thread Eyelet (side of arm)
330d	5507	" " " Screw
2112	629	" Retaining Disc with 2113.
2113	629	" " " Steady Pin
2114	629	" " Spring
2115	629	" " Stud
460c	5507	" " " Set Screw
2111	629	Thread Retainer Guide complete, Nos. 2112, 2114 and 2115.
7562	624	Thread Take-up Cam with 448c.
2117	629	" " " Pin
448c	5507	" " " Set Screw
*7334	624	" " Lever with 1822.
33850	—	" " " 7334 with 79c.
79c	5508	" " " Hinge Screw
1822	5509	" " " Roller and Stud
2829	629	" " Spring
7336	629	" " " Regulator
435c	5507	" " " " Set Screw
14101	627	Throat Plate
219f	5507	" " " Screw
14212	633	Trip Lever
14331	—	" " 14212 with 662d and 14084.
24d	5508	" " Hinge Screw
14084	626	" " Spring
662d	5508	" " " Screw
14273	643	Drip Pan with two wood screws $\frac{1}{2}$ in. No. 5 R. H. B.

**LIST OF PARTS COMPLETE  
FOR  
MACHINE No. 51-2**

**FOR MAKING TACKS  $\frac{3}{16}$  TO  $\frac{3}{8}$  INCH LONG. SIX LONG  
AND TWELVE CROSS STITCHES.**

NO.	PLATE	NAME
*14274	—	Arm with 283D and 14275.....
2002	629	“ Dowel Pin.....
123E	5507	“ Screw.....
14255	634	“ Shaft.....
21634	5501	“ “ Flanged Bushing.....
437C	629	“ “ “ “ Adjusting Screw.....
1517E	630	Arm Shaft Flanged Bushing Adjusting Screw Nut.....
448C	5507	Arm Shaft Flanged Bushing Set Screw...
1069D	5507	“ “ Screw.....
*14275	—	“ Side Plate.....
283D	630	“ “ Thumb Screw.....
12403	629	“ Spool Pin and Thread Eyelet.....
8879	640	“ “ “ Washer (cloth).....
*14276	—	Bed.....
7259	633	“ Leg.....
145E	5507	“ “ Screw.....
14311	621	Crank Connecting Rod with 14312, 20198 and two each 175E and 896E.....
777C	5508	Crank Connecting Rod Ball Joint Screw
1518E	630	“ “ “ “ “ “ Nut.....
*14312	—	Crank Connecting Rod Cap (lower).....
175E	5507	“ “ “ “ “ “ Screw
*20198	—	“ “ “ “ “ “ (upper).....
896E	5507	“ “ “ “ “ “ Screw
14163	621	Face Plate.....
190D	5507	“ “ Screw.....
14014	622	Feed Regulator with 1906.....
14015	629	“ “ Ball Joint Stud.....
14018	—	Feed Regulator Ball Joint Stud complete, Nos. 1520E and 14015 to 14017.....
14016	629	Feed Regulator Ball Joint Stud Block (two pieces).....
1520E	5509	Feed Regulator Ball Joint Stud Nut

NO.	PLATE	NAME
14017	629	Feed Regulator Ball Joint Stud Nut Washer.....
859C	630	Feed Regulator Hinge Stud.....
1610C	630	“ “ “ “ Nut.....
14129	631	“ “ “ “ “ Washer
1887	—	“ “ “ “ “ Roller and Screw Stud
1906	630	“ “ “ “ “ “ “ 1887 with 1520E and 14017.....
1520E	5509	Feed Regulator Roller and Screw Stud Nut.....
14017	629	Feed Regulator Roller and Screw Stud Nut Washer.....
14102	621	Feed Rock Shaft.....
14104	623	“ “ “ Plate.....
14105	630	“ “ “ “ Rivet.....
191C	5507	“ “ “ “ “ Screw.....
51194C	5509	“ “ “ “ “ Screw Centre (back)....
307C	5507	“ “ “ “ “ “ (front)....
1513J	5509	“ “ “ “ “ “ Nut
14116	625	Feeding Foot (left).....
14117	625	“ “ (right).....
14270	640	“ “ “ Hinge (left).....
14022	625	“ “ “ (right).....
14023	625	“ “ “ “ Bracket with 1822..
1822	5509	“ “ “ “ “ Roller and Stud.....
14024	625	Feeding Foot Hinge Pin... ..
14025	625	“ “ “ Lifting Bracket with 453C..
452C	5507	“ “ “ “ “ Set Screw..
14026	625	“ “ “ Pin.....
14119	—	Feeding Foot with Hinge Bracket complete, Nos. 14022, 14023, 14116, 14117, 14270 and two each 14024 and 14026.....
14272	637	Needle Bar with 857H.....
14355	—	“ “ “ 14272 with 662D and 7713..
7283	626	“ “ “ Connecting Link with 1012E..
1012E	5507	“ “ “ “ “ Adjusting Screw.....
380C	5507	Needle Bar Connecting Link Hinge Screw
1520E	5509	“ “ “ “ “ “ “ Nut.....
14271	640	Needle Bar Connecting Stud with 453C..
453C	5507	“ “ “ “ “ Set Screw..
14110	623	“ “ “ Frame.....
14030	622	“ “ “ “ Driving Lever with 209F and 1906.....
1887	—	Needle Bar Frame Driving Lever Roller and Screw Stud.....



NO.	PLATE	NAME
1906	630	Needle Bar Frame Driving Lever Roller and Screw Stud 1887 with 1520E and 14017.....
1520E	5509	Needle Bar Frame Driving Lever Roller and Screw Stud Nut.....
14017	629	Needle Bar Frame Driving Lever Roller and Screw Stud Nut Washer.....
209F	5507	Needle Bar Frame Driving Lever Set Screw.....
14264	640	Needle Bar Frame Driving Lever Shaft
21509	640	“ “ “ “ “ “ Collar with 207F .....
207F	5507	Needle Bar Frame Driving Lever Shaft Collar Set Screw.....
14029	621	Needle Bar Frame Pitman with two 7320 and four 196F.....
1109c	5508	Needle Bar Frame Pitman Ball Joint Screw (eccentric, back).....
1520E	5509	Needle Bar Frame Pitman Ball Joint Screw (eccentric, back) Nut.....
849c	631	Needle Bar Frame Pitman Ball Joint Screw (front).....
1520E	5509	Needle Bar Frame Pitman Ball Joint Screw (front) Nut.....
14017	629	Needle Bar Frame Pitman Ball Joint Screw (front) Nut Washer.....
*7320	—	Needle Bar Frame Pitman Cap.....
196F	5507	“ “ “ “ “ Screw.....
577c	5507	“ “ “ “ “ Screw Centre (lower).....
1517E	630	Needle Bar Frame Pitman Screw Centre (lower) Nut.....
673F	5507	Needle Bar Frame Pitman Screw Centre (upper).....
1517D	630	Needle Bar Frame Pitman Screw Centre (upper) Nut.....
7713	629	Needle Bar Thread Guard.....
662D	5508	“ “ “ “ “ Screw.....
857H	631	“ “ “ “ “ Set Screw.....
14031	624	Oscillating Rock Shaft with 4784.....
14032	629	“ “ “ “ Crank with 460c.....
2049	629	“ “ “ “ “ Pin.....
460c	5507	“ “ “ “ “ Set Screw.....
4784	5502	“ “ “ “ Oil Pad.....
7317	624	“ “ “ “ Shaft.....
7318	629	“ “ “ “ Crank with 735c and 1813.....
2049	629	“ “ “ “ Pin.....

NO.	PLATE	NAME
1813	5509	Oscillating Shaft Crank Roller and Stud
735c	630	“ “ “ “ Set Screw.....
14249	637	Presser Bar.....
14036	628	“ “ “ “ Lifting Bracket with 453c ..
453c	5507	“ “ “ “ “ Set Screw ..
2308	5502	“ “ “ “ Spring.....
2070	5502	“ “ “ “ Washer .....
263E	5508	Pressure Regulating Thumb Screw.....
66085	5517	Pulley (loose).....
14256	638	“ (tight).....
14257	—	Pulley (tight) complete, Nos. 871E, 14256, 14263, 21615 to 21617 and two 997E... ..
23668	5502	Pulley (tight) Pin.....
14258	—	Pulleys complete, Nos. 14257 and 66085..
2996	5500	Shuttle Bobbin.....
33941	—	“ “ “ “ Case.....
15140	5500	“ “ “ “ Case Latch.....
2973	5500	“ “ “ “ “ Lever .....
2974	5500	“ “ “ “ “ “ Fulcrum Pin.....
15141	—	Shuttle Bobbin Case Hinge, Nos. 2973, 2974 and 15140 .....
2975	5500	Shuttle Bobbin Case Latch Spring. ....
592E	5500	“ “ “ “ “ Stop Screw... ..
*7553	5500	“ “ “ “ “ Position Finger.....
2523	5500	“ “ “ “ “ Rivet .....
24412	5514	“ “ “ “ “ Plate.....
391J	5514	“ “ “ “ “ “ Screw .....
33942	5515	Shuttle Bobbin Case complete, Nos. 591F, 592E, 2523, 2975, 7553, 15141, 15278 and 33941.....
15728	5500	Shuttle Body.....
591F	5500	“ “ Tension Regulating Screw.....
15278	5515	“ “ “ “ Spring.....
15729	5500	Shuttle, 1 $\frac{1}{4}$ in. diam., Nos. 2996, 15728 and 33942.....
*15730	—	Shuttle Driver.....
15731	5500	“ “ “ “ 15730 with two 462c.....
2049	629	“ “ “ “ Pin.....
462c	5500	“ “ “ “ Set Screw.....
14046	621	“ “ “ “ Pitman.....
14047	622	“ “ “ “ Bell Crank.....
14048	628	“ “ “ “ “ Hinge Pin... ..
435c	5507	“ “ “ “ “ “ “ Set Screw.....
375c	636	Shuttle Pitman Hinge Screw.....
1518E	630	“ “ “ “ “ Nut.....

NO.	PLATE	NAME
14049	624	Shuttle Race Back .....
2532	629	" " " Position Pin .....
2533	624	" " " Spring .....
648D	5508	" " " Screw .....
33943	5514	" " Body .....
33944	—	" " " 33943 with 7326 and two 662d .....
33957	—	Shuttle Race Body 33943 with 24412 and two 391J .....
33945	—	Shuttle Race Body 33944 with two 2532 .....
33946	—	" " " 33945 with 24412 and two 391J .....
7326	624	Shuttle Race Body Cap .....
662D	5508	" " " " Screw .....
33947	5514	Shuttle Race complete, Nos. 648D, 2533, 14049 and 33946 .....
145D	5507	Shuttle Race Screw .....
14050	621	" " Bracket .....
14052	—	Shuttle Race Bracket complete, Nos. 7317 7318, 14031, 14032, 14050, 15730 and three 2049 .....
14051	630	Shuttle Race Bracket Adjusting Slide
219F	5507	" " " " "
		Screw .....
14026	625	Shuttle Race Bracket Adjusting Slide Steady Pin .....
146D	5507	Shuttle Race Bracket Screw .....
14259	634	Starting Lever .....
14262	—	Starting Lever complete, Nos. 717c, 913c, 1520E, 1638E, 14206, 14259, 14260, 14277, 21645, 21649, 21651, 43583 and two each 159F and 399D .....
14260	640	Starting Lever Belt Shifter .....
159F	5507	" " " " Set Screw .....
14360	5515	" " " " Shank .....
14261	634	" " Bracket .....
4389	640	" " " Dowel Pin .....
123E	5507	" " " Screw .....
21645	630	" " Cushion (rawhide) .....
399D	636	" " " Screw .....
564C	5507	" " Screw Centre .....
1508E	636	" " " Nut .....
14174	631	" " Spring .....
717c	5508	" " Stop Screw .....
1520E	5509	" " " Nut .....
14206	635	" " Trip Stud .....
159F	5507	" " " " Set Screw .....

NO.	PLATE	NAME
14088	5503	Stitch Forming Cam, 2 $\frac{1}{2}$ in. diam., 19 teeth, with 14070 and 14085 .....
14250	637	Stitch Forming Cam Driver .....
14089	5501	" " " " Cam with two 448c .....
448c	5507	Stitch Forming Cam Driver Cam Set Screw .....
14253	640	Stitch Forming Cam Driver Sliding Block
810D	5507	" " " " " "
		Cap Screw .....
14070	629	Stitch Forming Cam Oil Tube .....
14216	640	" " " Position Collar with two 448c .....
448c	5507	Stitch Forming Cam Position Collar Set Screw .....
14085	625	Stitch Forming Cam Trip Stud .....
14263	638	Stop Cam with 21652 .....
43583	637	" " Interlocking Rod .....
21649	626	" " " " Guide with 1070c .....
1070c	626	Stop Cam Interlocking Rod Guide Set Screw .....
14277	626	Stop Cam Interlocking Rod Guide Washer (rawhide) .....
21651	633	Stop Cam Interlocking Rod Spring .....
913c	5508	" " " " " Regu- lating Thumb Screw .....
1638E	5509	Stop Cam Interlocking Rod Spring Regu- lating Thumb Screw Nut .....
21652	5502	Stop Cam Pin .....
21615	5502	" " Spring (long) .....
21616	5502	" " " (short) .....
21653	633	" " " Cover .....
997E	5507	" " " " Screw .....
21617	5502	" " " Stop Block .....
871E	631	" " " " Screw .....
2921	629	Tension Disc .....
1560c	5509	" Regulating Thumb Nut .....
15070	5502	" Releaser .....
413c	630	" Screw Stud .....
*33892	—	" " " with 1560c .....
2923	630	" Spring .....
2826	629	" Thread Guard .....
*14348	—	Tension complete Nos. 2829, 2923, 7336, 15070, 33892 and two 2921 .....

NO.	PLATE	NAME
14123	625	Thread Eyelet (side of arm).....
330b	5507	" " Screw.....
2112	629	" Retaining Disc with 2113.....
2113	629	" " Steady Pin.....
2114	629	" " Spring.....
2115	629	" " Stud.....
460c	5507	" " Set Screw.....
2111	629	Thread Retainer Guide complete, Nos. 2112, 2114 and 2115.....
7562	624	Thread Take-up Cam with 448c.....
2117	629	" " Pin.....
448c	5507	" " Set Screw.....
*7334	624	" " Lever with 1822.....
33850	—	" " 7334 with 79c.....
	79c	5508 " " Hinge Screw.....
1822	5509	" " Roller and Stud.....
2829	629	" " Spring.....
7336	629	" " Regulator.....
435c	5507	" " Set Screw.....
14101	627	Throat Plate.....
219f	5507	" " Screw.....
14212	633	Trip Lever.....
14331	—	" " 14212 with 662b and 14084.....
	24d	5508 " " Hinge Screw.....
14084	626	" " Spring.....
662b	5508	" " Screw.....
14273	643	Drip Pan with two wood screws ½ in. No. 5 R. H. B.....

Genuine Singer Needles and their Containers are marked with the Company's Trade Mark "SIMANCO." 1

Needles in Containers marked "For Singer Machines" are not Singer made needles. 2

## LIST OF PARTS COMPLETE FOR MACHINE No. 51-3

FOR MAKING TACKS ¼ TO ⅝ INCH LONG. TEN LONG  
AND TWENTY-FOUR CROSS STITCHES.

NO.	PLATE	NAME
*14274	—	Arm with 283d and 14275.....
2002	629	" Dowel Pin.....
123e	5507	" Screw.....
14255	634	" Shaft.....
21634	5501	" " Flanged Bushing.....
437c	629	" " " Adjusting Screw.....
1517e	630	Arm Shaft Flanged Bushing Adjusting Screw Nut.....
448c	5507	Arm Shaft Flanged Bushing Set Screw...
1069d	5507	" " Screw.....
*14275	—	" Side Plate.....
283d	630	" " " Thumb Screw.....
12403	629	" Spool Pin and Thread Eyelet.....
8879	640	" " " Washer (cloth).....
*14276	—	Bed.....
7259	633	" Leg.....
145e	5507	" " Screw.....
14311	621	Crank Connecting Rod with 14312, 20198 and two each 175e and 896e.....
777c	5508	Crank Connecting Rod Ball Joint Screw
1518e	630	" " " " " "
		Nut.....
*14312	—	Crank Connecting Rod Cap (lower).....
175e	5507	" " " " " Screw
*20198	—	" " " " " (upper).....
896e	5507	" " " " " Screw
14163	621	Face Plate.....
190b	5507	" " Screw.....
14014	622	Feed Regulator with 1906.....
14015	629	" " Ball Joint Stud.....
14018	—	Feed Regulator Ball Joint Stud complete, Nos. 1520e, and 14015 to 14017.....
14016	629	Feed Regulator Ball Joint Stud Block (two pieces).....

NO.	PLATE	NAME
1520E	5509	Feed Regulator Ball Joint Stud Nut
14017	629	" " " " " "
		Washer.....
859C	630	Feed Regulator Hinge Stud.....
1610C	630	" " " " Nut.....
14129	631	" " " " " Washer
1887	—	" " Roller and Screw Stud
1906	630	" " " " " "
		1887 with 1520E and 14017.....
1520E	5509	Feed Regulator Roller and Screw Stud Nut.....
14017	629	Feed Regulator Roller and Screw Stud Nut Washer.....
14019	621	Feed Rock Shaft.....
51194C	5509	" " " Screw Centre (back)....
307C	5507	" " " " " (front)....
1513J	5509	" " " " " " Nut
14086	625	Feeding Foot (left).....
14087	625	" " (right).....
14270	640	" " Hinge (left).....
14022	625	" " (right).....
14023	625	" " " Bracket with 1822..
1822	5509	" " " Roller and Stud.....
14024	625	Feeding Foot Hinge Pin.....
14025	625	" " Lifting Bracket with 453C.
453C	5507	" " " " Set Screw.
14026	625	" " Pin.....
14120	—	Feeding Foot with Hinge Bracket complete, Nos. 14022, 14023, 14086, 14087, 14270 and two each 14024 and 14026.....
14272	637	Needle Bar with 857H.....
14355	—	" " 14272 with 662D and 7713..
7283	626	" " Connecting Link with 1012E.
1012E	5507	" " " " Adjusting Screw.....
380C	5507	Needle Bar Connecting Link Hinge Screw
1520E	5509	" " " " " "
		Nut.....
14271	640	Needle Bar Connecting Stud with 453C..
453C	5507	" " " " Set Screw..
14110	623	Needle Bar Frame.....
14030	622	" " " Driving Lever with 209F and 1906.....
1887	—	Needle Bar Frame Driving Lever Roller and Screw Stud.....

NO.	PLATE	NAME
1906	630	Needle Bar Frame Driving Lever Roller and Screw Stud 1887 with 1520E and 14017.....
1520E	5509	Needle Bar Frame Driving Lever Roller and Screw Stud Nut.....
14017	629	Needle Bar Frame Driving Lever Roller and Screw Stud Nut Washer.....
209F	5507	Needle Bar Frame Driving Lever Set Screw.....
14264	640	Needle Bar Frame Driving Lever Shaft
21509	640	" " " " " "
		Collar with 207F.....
207F	5507	Needle Bar Frame Driving Lever Shaft Collar Set Screw.....
14029	621	Needle Bar Frame Pitman with two 7320 and four 196F.....
1109C	5508	Needle Bar Frame Pitman Ball Joint Screw (eccentric, back).....
1520E	5509	Needle Bar Frame Pitman Ball Joint Screw (eccentric, back) Nut.....
849C	631	Needle Bar Frame Pitman Ball Joint Screw (front).....
1520E	5509	Needle Bar Frame Pitman Ball Joint Screw (front) Nut.....
14017	629	Needle Bar Frame Pitman Ball Joint Screw (front) Nut Washer.....
*7320	—	Needle Bar Frame Pitman Cap.....
196F	5507	" " " " " Screw....
577C	5507	" " " " Screw Centre (lower)
1517E	630	" " " " " "
		Nut.....
673F	5507	Needle Bar Frame Screw Centre (upper)
1517D	630	" " " " " "
		Nut.....
7713	629	Needle Bar Thread Guard.....
662D	5508	" " " " Screw.....
857H	631	" Set Screw.....
14031	624	Oscillating Rock Shaft with 4784.....
14032	629	" " " Crank with 460C.
2049	629	" " " " Pin.....
460C	5507	" " " " Set Screw.
4784	5502	" " " Oil Pad.....
7317	624	" Shaft.....
7318	629	" " Crank with 735C and 1813.....
2049	629	Oscillating Shaft Crank Pin.....
1813	5509	" " " Roller and Stud

NO.	PLATE	NAME
735c	630	Oscillating Shaft Crank Set Screw.....
14249	637	Presser Bar.....
14036	628	" " Lifting Bracket with 453c....
453c	5507	" " " " Set Screw ...
2308	5502	" " Spring.....
2070	5502	" " " Washer.....
263E	5508	Pressure Regulating Thumb Screw.....
66085	5517	Pulley (loose).....
14256	638	" (tight).....
14257	—	Pulley (tight) complete, Nos. 871E, 14256, 14263, 21615 to 21617, 21653 and two 997E.....
23668	5502	Pulley (tight) Pin.....
14258	—	Pulleys complete, Nos. 14257 and 66085..
2996	5500	Shuttle Bobbin.....
33941	—	" " Case.....
15140	5500	" " " " Latch.....
2973	5500	" " " " Lever.....
2974	5500	" " " " Fulcrum Pin.....
15141	—	Shuttle Bobbin Case Hinge, Nos. 2973, 2974 and 15140.....
2975	5500	Shuttle Bobbin Case Latch Spring.....
592E	5500	" " " " Stop Screw..
*7553	5500	" " " " Position Finger....
2523	5500	" " " " " Rivet
24412	5514	" " " " Plate.....
391J	5514	" " " " " Screw
33942	5515	Shuttle Bobbin Case complete, Nos. 591r, 592E, 2523, 2975, 7553, 15141, 15278 and 33941.....
15728	5500	Shuttle Body.....
591F	5500	" Tension Regulating Screw.....
15278	5515	" " Spring.....
15729	5500	" 1 1/8 in. diam., Nos. 2996, 15728 and 33942.....
*15730	—	Shuttle Driver.....
15731	5500	" " 15730 with two 462c.....
2049	629	" " Pin.....
462c	5500	" " " Set Screw.....
14046	621	" Pitman.....
14047	622	" " Bell Crank.....
14048	628	" " " " Hinge Pin....
435c	5507	" " " " " " Set Screw.....
375c	636	Shuttle Pitman Hinge Screw.....
1518E	630	" " " " " Nut.....

NO.	PLATE	NAME
14049	624	Shuttle Race Back.....
2532	629	" " " " Position Pin.....
2533	624	" " " " Spring .....
648D	5508	" " " " " Screw .....
33943	5514	" " " Body.....
33944	—	" " " 33943 with 7326 and two 662D.....
33957	—	Shuttle Race Body 33943 with 24412 and two 391J.....
33945	—	Shuttle Race Body 33944 with two 2532
33946	—	" " " " 33945 with 24412 and two 391J.....
7326	624	Shuttle Race Cap.....
662D	5508	" " " " Screw.....
33947	5514	Shuttle Race complete, Nos. 648D, 2533, 14049 and 33946.....
145D	5507	Shuttle Race Screw.....
14050	621	" " Bracket.....
14052	—	Shuttle Race Bracket complete, Nos. 7317, 7318, 14031, 14032, 14050, 15730 and three 2049.....
14051	630	Shuttle Race Bracket Adjusting Slide
219F	5507	" " " " " " Screw.....
14026	625	Shuttle Race Bracket Adjusting Slide Steady Pin.....
146D	5507	Shuttle Race Bracket Screw .....
14259	634	Starting Lever.....
14262	—	Starting Lever complete, Nos. 717c, 913c, 1520E, 1638E, 14206, 14259, 14260, 14277, 21645, 21649, 21651, 43583 and two each 159F and 399D.....
14260	640	Starting Lever Belt Shifter.....
159F	5507	" " " " " Set Screw....
14360	5515	" " " " " Shank.....
14261	634	" " " Bracket.....
4389	640	" " " Dowel Pin.....
123E	5507	" " " " Screw.....
21645	630	" " " Cushion (rawhide).....
399D	636	" " " " Screw.....
564c	5507	" " " Screw Centre.....
1508E	636	" " " " " Nut.....
14174	631	" " " " Spring.....
717c	5508	" " " Stop Screw.....
1520E	5509	" " " " Nut.....
14206	635	" " " Trip Stud.....
159F	5507	" " " " " Set Screw.....

NO.	PLATE	NAME
14090	639	Stitch Forming Cam, 2 $\frac{1}{4}$ in. diam., 35 teeth, with 14070 and 14094.....
14251	637	Stitch Forming Cam Driver .....
14092	624	" " " " Cam with two 448c.....
448c	5507	Stitch Forming Cam Driver Cam Set Screw.....
14253	640	Stitch Forming Cam Driver Sliding Block .....
810d	5507	" " " " " " Cap Screw.....
14070	629	Stitch Forming Cam Oil Tube .....
14216	640	" " " " Position Collar with two 448c.....
448c	5507	Stitch Forming Cam Position Collar Set Screw.....
14094	625	Stitch Forming Cam Trip Stud.....
14263	638	Stop Cam with 21652.....
43583	637	" " Interlocking Rod.....
21649	626	" " " " Guide with 1070c.....
1070c	626	Stop Cam Interlocking Rod Guide Set Screw.....
14277	626	Stop Cam Interlocking Rod Guide Washer (rawhide).....
21651	633	Stop Cam Interlocking Rod Spring.....
913c	5508	" " " " " Regulating Thumb Screw.....
1638E	5509	Stop Cam Interlocking Rod Spring Regulating Thumb Screw Nut.....
21652	5502	Stop Cam Pin.....
21615	5502	" " Spring (long).....
21616	5502	" " " (short).....
21653	633	" " " Cover.....
997E	5507	" " " " Screw.....
21617	5502	" " " Stop Block.....
871E	631	" " " " " Screw.....
2921	629	Tension Disc.....
1560c	5509	" Regulating Thumb Nut.....
15070	5502	" Releaser.....
413c	630	" Screw Stud.....
*33892	—	" " " 413c with 1560c....
2923	630	" Spring.....
2826	629	" Thread Guard.....
*14348	—	Tension complete, Nos. 2829, 2923, 7336, 15070, 33892 and two 2921.....
14123	625	Thread Eyelet (side of arm).....
330D	5507	" " " Screw.....

NO.	PLATE	NAME
2112	629	Thread Retaining Disc with 2113 .....
2113	629	" " " Steady Pin.....
2114	629	" " Spring.....
2115	629	" " Stud.....
460c	5507	" " " Set Screw.....
2111	629	Thread Retainer Guide complete, Nos. 2112, 2114 and 2115.....
7562	624	Thread Take-up Cam with 448c.....
2117	629	" " " Pin.....
448c	5507	" " " Set Screw.....
*7334	624	" " Lever with 1822.....
33850	—	" " " 7334 with 79c....
79c	5508	" " " Hinge Screw .....
1822	5509	" " " Roller and Stud..
2829	629	" " Spring.....
7336	629	" " " Regulator.....
435c	5507	" " " " " Set Screw
14080	627	Throat Plate.....
219F	5507	" " " Screw.....
14217	638	Trip Lever.....
14351	—	" " 14217 with 662D and 14084...
24d	5508	" " Hinge Screw.....
14084	626	" " Spring.....
662D	5508	" " " Screw.....
14273	643	Drip Pan with two wood screws $\frac{1}{2}$ in. No. 5 R. H. B.....

Genuine Singer Needles and their Containers are marked with the Company's Trade Mark "SIMANCO." 1

Needles in Containers marked "For Singer Machines" are not Singer made needles. 2

**LIST OF PARTS COMPLETE  
FOR  
MACHINE No. 51-4**

**FOR SHOES, MAKES TACK  $\frac{3}{8}$  TO  $\frac{5}{8}$  INCHES LONG, EIGHT  
LONG AND EIGHT CROSS STITCHES IN  
CENTRE OF TACK**

NO.	PLATE	NAME
*14274	—	Arm with 283D and 14275.....
2002	629	" Dowel Pin.....
123E	5507	" Screw.....
14255	634	" Shaft.....
21634	5501	" " Flanged Bushing.....
437c	629	" " " " Adjusting Screw.....
1517E	630	Arm Shaft Flanged Bushing Adjusting Screw Nut.....
448c	5507	Arm Shaft Flanged Bushing Set Screw...
1069D	5507	" " Screw.....
*14275	—	" Side Plate.....
283D	630	" " " Thumb Screw.....
12403	629	" Spool Pin and Thread Eyelet.....
8879	640	" " " Washer (cloth).....
*14276	—	Bed.....
7259	633	" Leg.....
145E	5507	" " Screw.....
14311	621	Crank Connecting Rod with 14312, 20198 and two each 175E and 896E.....
777c	5508	Crank Connecting Rod Ball Joint Screw
1518E	630	" " " " " "
		Nut.....
*14312	—	Crank Connecting Rod Cap (lower).....
175E	5507	" " " " " Screw
*20198	—	" " " " " (upper).....
896E	5507	" " " " " Screw
14163	621	Face Plate.....
190D	5507	" " Screw.....
14014	622	Feed Regulator with 1906.....
14015	629	" " Ball Joint Stud.....
14018	—	Feed Regulator Ball Joint Stud complete, Nos. 1520E and 14015 to 14017.....
14016	629	Feed Regulator Ball Joint Stud Block (two pieces).....

NO.	PLATE	NAME
1520E	5509	Feed Regulator Ball Joint Stud Nut.....
14017	629	" " " " " Washer
859c	630	" " Hinge Stud.....
1610c	630	" " " " Nut.....
14129	631	" " " " " Washer..
1887	—	" " Roller and Screw Stud....
1906	630	" " " " " " 1887 with 1520E and 14017.....
1520E	5509	Feed Regulator Roller and Screw Stud Nut.....
14017	629	Feed Regulator Roller and Screw Stud Nut Washer.....
14102	621	Feed Rock Shaft.....
14104	623	" " " Plate.....
14105	630	" " " " Rivet.....
191c	5507	" " " " Screw.....
51194c	5509	" " " Screw Centre (back)...
307c	5507	" " " " " (front)...
1513J	5509	" " " " " Nut
14116	625	Feeding Foot (left).....
14117	625	" " (right).....
14270	640	" " Hinge (left).....
14022	625	" " (right).....
14023	625	" " " Bracket with 1822..
1822	5509	" " " " Roller and Stud.....
14024	625	Feeding Foot Hinge Pin.....
14025	625	" " Lifting Bracket with 453c.
453c	5507	" " " " Set Screw.
14026	625	" " Pin.....
14119	—	Feeding Foot with Hinge Bracket complete, Nos. 14022, 14023, 14116, 14117, 14270 and two each 14024 and 14026.....
14272	637	Needle Bar with 857H.....
14355	—	" " 14272 with 662D and 7713...
7283	626	" " Connecting Link with 1012E
1012E	5507	" " " " Adjusting Screw.....
380c	5507	Needle Bar Connecting Link Hinge Screw
1520E	5509	" " " " " "
		Nut.....
14271	640	Needle Bar Connecting Stud with 453c..
453c	5507	" " " " Set Screw..
14110	623	" " Frame.....
14030	622	" " " Driving Lever with 209F and 1906.....
1887	—	Needle Bar Frame Driving Lever Roller and Screw Stud.....

NO.	PLATE	NAME
1906	630	Needle Bar Frame Driving Lever Roller and Screw Stud 1887 with 1520E and 14017.....
1520E	5509	Needle Bar Frame Driving Lever Roller and Screw Stud Nut.....
14017	629	Needle Bar Frame Driving Lever Roller and Screw Stud Nut Washer.....
209F	5507	Needle Bar Frame Driving Lever Set Screw.....
14264	640	Needle Bar Frame Driving Lever Shaft
21509	640	“ “ “ “ “ “ Collar with 207F.....
207F	5507	Needle Bar Frame Driving Lever Shaft Collar Set Screw.....
14029	621	Needle Bar Frame Pitman with two 7320 and four 196E.....
1109c	5508	Needle Bar Frame Pitman Ball Joint Screw (eccentric, back).....
1520E	5509	Needle Bar Frame Pitman Ball Joint Screw (eccentric, back) Nut.....
849c	631	Needle Bar Frame Pitman Ball Joint Screw (front).....
1520E	5509	Needle Bar Frame Pitman Ball Joint Screw (front) Nut.....
14017	—	Needle Bar Frame Pitman Ball Joint Screw (front) Nut Washer.....
*7320	—	Needle Bar Frame Pitman Cap.....
196F	5507	“ “ “ “ “ Screw.....
577c	5507	“ “ “ “ “ Screw Centre (lower)
1517E	630	“ “ “ “ “ “ Nut.....
673E	5507	Needle Bar Frame Screw Centre (upper)
1517D	630	“ “ “ “ “ “ Nut.....
7713	629	Needle Bar Thread Guard.....
662D	5508	“ “ “ “ “ Screw.....
857H	631	“ “ “ “ “ Set Screw.....
14031	624	Oscillating Rock Shaft with 4784.....
14032	629	“ “ “ “ “ Crank with 460c.
2049	629	“ “ “ “ “ Pin.....
460c	5507	“ “ “ “ “ Set Screw
4784	5502	“ “ “ “ “ Oil Pad.....
7317	624	“ “ “ “ “ Shaft.....
7318	629	“ “ “ “ “ Crank with 735c and 1813.....
2049	629	Oscillating Shaft Crank Pin.....
1813	5509	“ “ “ “ “ Roller and Stud

NO.	PLATE	NAME
735c	630	Oscillating Shaft Crank Set Screw.....
14249	637	Presser Bar.....
14036	628	“ “ “ “ “ Lifting Bracket with 453c ..
453c	5507	“ “ “ “ “ Set Screw ..
2308	5502	“ “ “ “ “ Spring.....
2070	5502	“ “ “ “ “ Washer.....
263E	5508	“ “ “ “ “ Regulating Thumb Screw.....
66085	5517	Pulley (loose).....
14256	638	“ “ “ “ “ (tight).....
14257	—	Pulley (tight) complete, Nos. 871E, 14256, 14263, 21615 to 21617, 21653 and two 997E.....
23668	5502	Pulley (tight) Pin.....
14258	—	Pulleys complete, Nos. 14257 and 66085 ..
2996	5500	Shuttle Bobbin.....
33941	—	“ “ “ “ “ Case.....
15140	5500	“ “ “ “ “ Latch.....
2973	5500	“ “ “ “ “ Lever.....
2974	5500	“ “ “ “ “ Fulcrum Pin.....
15141	—	Shuttle Bobbin Case Hinge, Nos. 2973, 2974 and 15140.....
2975	5500	Shuttle Bobbin Case Latch Spring.....
592E	5500	“ “ “ “ “ Stop Screw...
*7553	5500	“ “ “ “ “ Position Finger.....
2523	5500	“ “ “ “ “ Rivet
24412	5514	“ “ “ “ “ Plate.....
391J	5514	“ “ “ “ “ Screw
33942	5515	Shuttle Bobbin Case complete, Nos. 591F, 592E, 2523, 2975, 7553, 15141 and 33941
15728	5500	Shuttle Body.....
591F	5500	“ “ “ “ “ Tension Regulating Screw.....
15098	5500	“ “ “ “ “ Spring.....
15729	5500	Shuttle, 1 $\frac{1}{8}$ in. diam., Nos. 2996, 15728 and 33942.....
*15730	—	Shuttle Driver.....
15731	5500	“ “ “ “ “ 15730 with two 462c.....
2049	629	“ “ “ “ “ Pin.....
462c	5500	“ “ “ “ “ Set Screw.....
14046	621	“ “ “ “ “ Pitman.....
14047	622	“ “ “ “ “ Bell Crank.....
14048	628	“ “ “ “ “ Hinge Pin ..
435c	5507	“ “ “ “ “ “ Set Screw.....
375c	636	Shuttle Pitman Hinge Screw.....
1518E	630	“ “ “ “ “ Nut.....
14049	624	“ “ “ “ “ Race Back.....



NO.	PLATE	NAME
2532	629	Shuttle Race Back Position Pin .....
2533	624	" " " Spring.....
648D	5508	" " " Screw.....
33943	5514	" " Body.....
33944	—	" " " 33943 with 7326 and two 662D.....
33957	—	Shuttle Race Body 33943 with 24412 and two 391J.....
33945	—	Shuttle Race Body 33944 with two 2532
33946	—	" " " 33945 with 24412 and two 391J.....
7326	624	Shuttle Race Cap.....
662D	5508	" " " Screw.....
33947	5514	Shuttle Race complete, Nos. 648D, 2533, 14049 and 33946.....
145D	5507	Shuttle Race Screw.....
14050	621	" " Bracket.....
14052	—	Shuttle Race Bracket complete, Nos. 7317, 7318, 14031, 14032, 14050, 15730 and three 2049.....
14051	630	Shuttle Race Bracket Adjusting Slide
219F	5507	" " " " " " Screw.....
14026	625	Shuttle Race Bracket Adjusting Slide Steady Pin.....
146D	5507	Shuttle Race Bracket Screw.....
14259	634	Starting Lever.....
14262	—	Starting Lever complete, Nos. 717c, 913c, 1520E, 1638E, 14206, 14259, 14260, 14277, 21645, 21649, 21651, 43583 and two each 159F and 399D.....
14260	640	Starting Lever Belt Shifter.....
159F	5507	" " " " Set Screw....
14360	5515	" " " " Shank.....
14261	634	" " Bracket.....
4389	640	" " " Dowel Pin.....
123E	5507	" " " Screw.....
21645	630	" " Cushion (rawhide).....
399D	636	" " " Screw.....
564C	5507	" " Screw Centre.....
1508E	636	" " " Nut.....
14174	631	" " Spring.....
717C	5508	" " Stop Screw.....
1520E	5509	" " " Nut.....
14206	635	" " Trip Stud.....
159F	5507	" " " " Set Screw.....


NO.	PLATE	NAME
14108	5503	Stitch Forming Cam, 2 $\frac{1}{2}$ in. diam., 17 teeth, with 14070 and 14085.....
14250	637	Stitch Forming Cam Driver.....
14069	5501	" " " " Cam with two 448c.....
448C	5507	Stitch Forming Cam Driver Cam Set Screw.....
14253	640	Stitch Forming Cam Driver Sliding Block
810D	5507	" " " " " " Cap Screw.....
14070	629	Stitch Forming Cam Driver Oil Tube....
14216	640	" " " Position Collar with two 448c.....
448C	5507	Stitch Forming Cam Position Collar Set Screw.....
14085	625	Stitch Forming Cam Trip Stud.....
14263	638	Stop Cam with 21652.....
43583	637	" " Interlocking Rod.....
21649	626	" " " " Guide with 1070c.....
1070C	626	Stop Cam Interlocking Rod Guide Set Screw.....
14277	626	Stop Cam Interlocking Rod Guide Washer (rawhide).....
21651	633	Stop Cam Interlocking Rod Spring.....
913C	5508	" " " " " " Regu- lating Thumb Screw.....
1638E	5509	Stop Cam Interlocking Rod Spring Regu- lating Thumb Screw Nut.....
21652	5502	Stop Cam Pin.....
21615	5502	" " Spring (long).....
21616	5502	" " " (short).....
21653	633	" " " Cover.....
997E	5507	" " " " Screw.....
21617	5502	" " " Stop Block.....
871E	631	" " " " Screw.....
2921	629	Tension Disc.....
1560C	5509	" Regulating Thumb Nut.....
15070	5502	" Releaser.....
413C	630	" Screw Stud.....
*33892	—	" " " 413c with 1560c....
2923	630	" Spring.....
2826	629	" Thread Guard.....
*14348	—	Tension complete, Nos. 2829, 2923, 7336, 15070, 33892 and two 2921.....
14123	625	Thread Eyelet (side of arm).....
330D	5507	" " " Screw.....

NO.	PLATE	NAME
2112	629	Thread Retaining Disc with 2113.....
2113	629	" " " Steady Pin.....
2114	629	" " Spring.....
2115	629	" " Stud.....
460c	5507	" " " Set Screw.....
2111	629	Thread Retainer Guide complete, Nos. 2112, 2114 and 2115.....
7562	624	Thread Take-up Cam with 448c.....
2117	629	" " " Pin.....
448c	5507	" " " Set Screw.....
*7334	624	" " Lever with 1822.....
33850	—	" " 7334 with 79c.....
79c	5508	" " " Hinge Screw.....
1822	5509	" " " Roller and Stud...
2829	629	" " Spring.....
7336	629	" " Regulator.....
435c	5507	" " " " Set Screw.....
14101	627	Throat Plate.....
219F	5507	" " Screw.....
14212	633	Trip Lever.....
14331	—	" " 14212 with 662D and 14084...
24D	5508	" " Hinge Screw.....
14084	626	" " Spring.....
662D	5508	" " " Screw.....
14273	643	Drip Pan with two wood screws 1/2 in. No. 5 R. H. B.....

Genuine Singer Needles and their Containers are marked with the Company's Trade Mark "SIMANCO." 1

Needles in Containers marked "For Singer Machines" are not Singer made needles. 2

## LIST OF PARTS COMPLETE FOR



## MACHINE No. 51-6

FOR MAKING BARS 1/8 TO 1/4 INCH LONG. SIX LONG AND TWELVE CROSS STITCHES. LENGTH OF LONG AND CROSS STITCHES ADJUSTABLE. HAS CLAMP FOR CLOSING TOGETHER AND HOLDING THE ENDS OF BUTTONHOLES WHILE TACKING.

NO.	PLATE	NAME
*14274	—	Arm with 283D and 14275.....
2002	629	" Dowel Pin.....
123E	5507	" Screw.....
14255	634	" Shaft.....
21634	5501	" " Flanged Bushing.....
437c	629	" " " " Adjusting Screw.....
1517E	630	Arm Shaft Flanged Bushing Adjusting Screw Nut.....
448c	5507	Arm Shaft Flanged Bushing Set Screw...
1069D	5507	" " Screw.....
*14275	—	" Side Plate.....

NO.	PLATE	NAME
283D	630	Arm Side Plate Thumb Screw .....
12403	629	" Spool Pin and Thread Eyelet.....
8879	640	" " Washer (cloth).....
*14276	—	Bed.....
7259	633	" Leg.....
145E	5507	" " Screw.....
14332	5513	Clamp Arm (lower, left).....
14333	5513	" " (lower, right).....
96D	629	" " (lower) Screw.....
14334	5513	" " (upper, left) with 1810.....
14335	5513	" " (upper, right) with 1810.....
14188	632	" " (upper) Lifting Bracket (left)
14152	632	" " " " " (right)
399D	636	" " " " " Screw
1810	629	" " " Roller and Stud.....
870F	636	" " " Screw.....
14336	5513	" Lever.....
2818	629	" " Friction Washer.....
63D	5508	" " Hinge Screw.....
14159	632	" Lifting Bar.....
14036	628	" " " Bracket with 453c....
453c	5507	" " " " Set Screw....
69D	5508	" " " Cap Screw.....
263E	5508	" " " Screw Bushing.....
2065	5502	" " " Spring.....
2070	5502	" " " Washer.....
14160	631	" " Hook.....
14161	631	" " " Bracket with two 453c
453c	5507	" " " " Set Screw....
453c	5507	" " " " Set Screw.....
3056	626	" Pressure Spring.....
14193	635	" " " Adjusting Collar
		with 191F.....
191F	5507	Clamp Pressure Spring Adjusting Collar
		Set Screw.....
14195	635	Clamp Pressure Spring Plate (lower)....
14194	635	" " " " (upper)....
14196	635	" " " Post.....
14337	5513	" " " " 14196 with
		14195.....
14197	635	Clamp Pressure Spring Post Position Plate
15588	635	" " " " " " "
		Dowel Pin.....
14338	—	Clamp complete Nos. 63D, 2818, 3056,
		14152, 14188, 14193, 14194, 14197,
		14199, 14332 to 14337, 15588, two each
		96D, 870F and four 399D.....

NO.	PLATE	NAME
14311	621	Crank Connecting Rod with 14312, 20198
		and two each 175E and 896E.....
777C	5508	Crank Connecting Rod Ball Joint Screw
1518E	630	" " " " " "
		Nut.....
*14312	—	Crank Connecting Rod Cap (lower)....
175E	5507	" " " " " Screw
*20198	—	" " " " (upper)....
896E	5507	" " " " " Screw
14163	621	Face Plate.....
190D	5507	" " Screw.....
14014	622	Feed Regulator with 1906.....
14015	629	" " Ball Joint Stud.....
14018	—	" " " " " complete,
		Nos. 1520E and 14015 to 14017.....
14016	629	Feed Regulator Ball Joint Stud Block
		(two pieces).....
1520E	5509	Feed Regulator Ball Joint Stud Nut
14017	629	" " " " " "
		Washer.....
859C	630	Feed Regulator Hinge Stud.....
1610C	630	" " " " Nut.....
14129	631	" " " " Washer
1887	—	" " Roller and Screw Stud
1906	630	" " " " "
		1887 with 1520E and 14017.....
1520E	5509	Feed Regulator Roller and Screw Stud
		Nut.....
14017	629	Feed Regulator Roller and Screw Stud
		Nut Washer.....
14199	634	Feed Rock Shaft.....
51194c	5509	" " " Screw Centre (back)...
307C	5507	" " " " " (front)...
1513J	5509	" " " " " " Nut
14272	637	Needle Bar with 857H.....
14355	—	" " 14272 with 662D and 7713...
7283	626	" " Connecting Link with 1012E.
1012E	5507	" " " " Adjusting
		Screw.....
380C	5507	Needle Bar Connecting Link Hinge Screw
1520E	5509	" " " " " "
		Nut.....
14271	640	Needle Bar Connecting Stud with 453c..
453c	5507	" " " " Set Screw..
14110	623	" " Frame.....
14030	622	" " " Driving Lever with
		209F and 1906.....

NO.	PLATE	NAME
1887	—	Needle Bar Frame Driving Lever Roller and Screw Stud.....
1906	630	Needle Bar Frame Driving Lever Roller and Screw Stud 1887 with 1520E and 14017.....
1520E	5509	Needle Bar Frame Driving Lever Roller and Screw Stud Nut.....
14017	629	Needle Bar Frame Driving Lever Roller and Screw Stud Nut Washer.....
209F	5507	Needle Bar Frame Driving Lever Set Screw.....
14264	640	Needle Bar Frame Driving Lever Shaft
21509	640	“ “ “ “ “ “ Collar with 207F.....
207F	5507	Needle Bar Frame Driving Lever Shaft Collar Set Screw.....
14029	621	Needle Bar Frame Pitman with two 7320 and four 196F.....
1109c	5508	Needle Bar Frame Pitman Ball Joint Screw (eccentric, back).....
1520E	5509	Needle Bar Frame Pitman Ball Joint Screw (eccentric, back) Nut.....
849c	631	Needle Bar Frame Pitman Ball Joint Screw (front).....
1520E	5509	Needle Bar Frame Pitman Ball Joint Screw (front) Nut.....
14017	629	Needle Bar Frame Pitman Ball Joint Screw (front) Nut Washer.....
*7320	—	Needle Bar Frame Pitman Cap.....
196F	5507	“ “ “ “ “ Screw....
577c	5507	“ “ “ “ “ Screw Centre.....
1517E	630	“ “ “ “ “ “ (lower) Nut.....
673F	5507	Needle Bar Frame Screw Centre (upper)
1517D	630	“ “ “ “ “ “ Nut.....
7713	629	Needle Bar Thread Guard.....
662D	5508	“ “ “ “ “ Screw.....
857H	631	“ Set Screw.....
14031	624	Oscillating Rock Shaft with 4784.....
14032	629	“ “ “ “ Crank with 460c
2049	629	“ “ “ “ Pin.....
460c	5507	“ “ “ “ Set Screw
4784	5502	“ “ “ Oil Pad.....
7317	624	“ Shaft.....
7318	629	“ “ Crank with 735c and 1813.....

NO.	PLATE	NAME
2049	629	Oscillating Shaft Crank Pin.....
1813	5509	“ “ “ Roller and Stud
735c	630	“ “ “ Set Screw.....
66085	5517	Pulley (loose).....
14256	638	“ (tight).....
14257	—	Pulley (tight) complete, Nos. 871E, 14256, 14263, 21615 to 21617, 21653 and two 997E.....
23668	5502	Pulley (tight) Pin.....
14258	—	Pulleys complete, Nos. 14257 and 66085..
2996	5500	Shuttle Bobbin.....
33941	—	“ “ Case.....
15140	5500	“ “ “ Latch.....
2973	5500	“ “ “ “ Lever.....
2974	5500	“ “ “ “ “ Fulcrum Pin.....
15141	—	Shuttle Bobbin Case Hinge, Nos. 2973, 2974 and 15140.....
2975	5500	Shuttle Bobbin Case Latch Spring.....
592E	5500	“ “ “ “ Stop Screw....
*7553	5500	“ “ “ “ Position Finger.....
2523	5500	“ “ “ “ “ Rivet
24412	5514	“ “ “ “ “ Plate.....
391J	5514	“ “ “ “ “ Screw
33942	5515	Shuttle Bobbin Case complete, Nos. 591F, 592E, 2523, 2975, 7553, 15141, 15278 and 33941.....
15728	5500	Shuttle Body.....
591F	5500	“ Tension Regulating Screw.....
15278	5515	“ “ Spring.....
15729	5500	Shuttle, 1½ in. diam., Nos. 2996, 15728 and 33942.....
*15730	—	Shuttle Driver.....
15731	5500	“ “ 15730 with two 462c. ...
2049	629	“ “ Pin.....
462c	5500	“ “ Set Screw.....
14046	621	“ Pitman.....
14047	622	“ “ Bell Crank.....
14048	628	“ “ “ “ Hinge Pin
435c	5507	“ “ “ “ “ “ Set Screw.....
375c	636	Shuttle Pitman Hinge Screw.....
1518E	630	“ “ “ “ Nut.....
14049	624	“ Race Back.....
2532	629	“ “ “ Position Pin.....
2533	624	“ “ “ Spring.....
648D	5508	“ “ “ “ Screw.....

NO.	PLATE	NAME
33943	5514	Shuttle Race Body
33944	—	" " " 33943 with 7326 and two 662D
33957	—	Shuttle Race Body 33943 with 24412 and two 391J
33945	—	Shuttle Race Body 33944 with two 2532
33946	—	" " " 33945 with 24412 and two 391J
33947	5514	Shuttle Race complete, Nos. 648D, 2533, 14049 and 33946
7326	624	Shuttle Race Cap
662D	5508	" " " Screw
145D	5507	" " " Screw
14050	621	" " " Bracket
14052	—	Shuttle Race Bracket complete, Nos. 7317, 7318, 14031, 14032, 14050, 15730 and three 2049
14051	630	Shuttle Race Bracket Adjusting Slide
219F	5507	" " " " " " " Screw
14026	625	Shuttle Race Bracket Adjusting Slide Steady Pin
146D	5507	Shuttle Race Bracket Screw
14259	634	Starting Lever
14262	—	Starting Lever complete, Nos. 717C, 913C, 1520E, 1638E, 14206, 14259, 14260, 14277, 21645, 21649, 21651, 43583 and two each 159F and 399D
14260	640	Starting Lever Belt Shifter
159F	5507	" " " " " Set Screw
14360	5515	" " " " " Shank
14261	634	" " " " " Bracket
4389	640	" " " " " Dowel Pin
123E	5507	" " " " " Screw
21645	630	" " " " " Cushion (rawhide)
399D	636	" " " " " Screw
564C	5507	" " " " " Screw Centre
1508E	636	" " " " " Nut
14174	631	" " " " " Spring
717C	5508	" " " " " Stop Screw
1520E	5509	" " " " " Nut
14206	635	" " " " " Trip Stud
159F	5507	" " " " " Set Screw
14124	639	Stitch Forming Cam, 2 $\frac{1}{2}$ in. diam., 19 teeth, with 14070 and 14085

NO.	PLATE	NAME
14250	637	Stitch Forming Cam Driver
14089	5501	" " " " " Cam with two 448C
448C	5507	Stitch Forming Cam Driver Cam Set Screw
14253	640	Stitch Forming Cam Driver Sliding Block
810D	5507	" " " " " " " " " Cap Screw
14070	629	Stitch Forming Cam Oil Tube
14216	640	" " " " " Position Collar with two 448C
448C	5507	Stitch Forming Cam Position Collar Set Screw
14085	625	Stitch Forming Cam Trip Stud
14263	638	Stop Cam with 21652
43583	637	" " " " " Interlocking Rod
21649	626	" " " " " Guide with 1070C
1070C	626	Stop Cam Interlocking Rod Guide Set Screw
14277	626	Stop Cam Interlocking Rod Guide Washer (rawhide)
21651	633	Stop Cam Interlocking Rod Spring
913C	5508	" " " " " " " " " Regulating Thumb Screw
1638E	5509	Stop Cam Interlocking Rod Spring Regulating Thumb Screw Nut
21652	5502	Stop Cam Pin
21615	5502	" " " " " Spring (long)
21616	5502	" " " " " (short)
21653	633	" " " " " Cover
997E	5507	" " " " " " " " " Screw
21617	5502	" " " " " Stop Block
871E	631	" " " " " " " " " Screw
2921	629	Tension Disc
1560C	5509	" " " " " Regulating Thumb Nut
15070	5502	" " " " " Releaser
413C	630	" " " " " Screw Stud
*33892	—	" " " " " 413C with 1560C
2923	630	" " " " " Spring
2826	629	" " " " " Thread Guard
*14348	—	Tension complete, Nos. 2829, 2923, 7336, 15070, 33892 and two 2921
14123	625	Thread Eyelet (side of arm)
330D	5507	" " " " " " " " " Screw
2112	629	" " " " " Retaining Disc with 2113
2113	629	" " " " " " " " " Steady Pin

NO.	PLATE	NAME
2114	629	Thread Retaining Spring.....
2115	629	“ “ Stud.....
460c	5507	“ “ “ Set Screw.....
2111	629	Thread Retainer Guide complete, Nos. 2112, 2114 and 2115.....
7562	624	Thread Take-up Cam with 448c.....
2117	629	“ “ “ Pin.....
448c	5507	“ “ “ Set Screw.....
*7334	624	“ “ Lever with 1322.....
33850	—	“ “ “ 7334 with 79c....
79c	5508	“ “ “ Hinge Screw.....
1822	5509	“ “ “ Roller and Stud.....
2829	629	“ “ Spring.....
7336	629	“ “ “ Regulator.....
435c	5507	“ “ “ “ Set Screw.....
14268	641	Throat Plate.....
219F	5507	“ “ Screw.....
14212	633	Trip Lever.....
14331	—	“ “ 14212 with 662b and 14084....
24d	5508	“ “ Hinge Screw.....
14084	626	“ “ Spring.....
662d	5508	“ “ “ Screw.....
14273	643	Drip Pan with two wood screws ½ in. No. 5 R. H. B.....

Genuine Singer Needles and their Containers are marked with the Company's Trade Mark "SIMANCO." 1

Needles in Containers marked "For Singer Machines" are not Singer made needles. 2

## LIST OF PARTS COMPLETE FOR MACHINE No. 51-7

FOR MAKING BARS ⅛ TO ¼ INCH LONG. SIX LONG AND TWELVE CROSS STITCHES, LENGTH OF LONG AND CROSS STITCHES ADJUSTABLE.

NO.	PLATE	NAME
*14274	—	Arm with 283D and 14275.....
2002	629	“ Dowel Pin.....
123E	5507	“ Screw.....
14255	634	“ Shaft.....
21634	5501	“ “ Flanged Bushing.....
437c	629	“ “ “ “ Adjusting Screw.....
1517E	630	Arm Shaft Flanged Bushing Adjusting Screw Nut.....
448c	5507	Arm Shaft Flanged Bushing Set Screw....
1069D	5507	“ “ Screw.....
*14275	—	“ Side Plate.....
283D	630	“ “ Thumb Screw.....
12403	629	“ Spool Pin and Thread Eyelet.....
8879	640	“ “ “ Washer (cloth).....
*14276	—	Bed.....
7259	633	“ Leg.....
145E	5507	“ “ Screw.....
14311	621	Crank Connecting Rod with 14312, 20198 and two each 175E and 896E.....
777c	5508	Crank Connecting Rod Ball Joint Screw
1518E	630	“ “ “ “ “ “ Nut.....
*14312	—	Crank Connecting Rod Cap (lower).....
175E	5507	“ “ “ “ “ Screw
*20198	—	“ “ “ “ (upper).....
896E	5507	“ “ “ “ “ Screw
14163	621	Face Plate.....
190D	5507	“ “ Screw.....
14014	622	Feed Regulator with 1906.....
14015	629	“ “ Ball Joint Stud.....
14018	—	Feed Regulator Ball Joint Stud complete, Nos. 1520E and 14015 to 14017.....
14016	629	Feed Regulator Ball Joint Stud Block (two pieces).....

NO.	PLATE	NAME
1520E	5509	Feed Regulator Ball Joint Stud Nut.....
14017	629	" " " " " " Washer
859c	630	" " Hinge Stud.....
1610c	630	" " " " Nut.....
14129	631	" " " " " Washer..
1887	---	" " Roller and Screw Stud....
1906	630	" " " " " " 1887 with 1520E and 14017.....
1520E	5509	Feed Regulator Roller and Screw Stud Nut.....
14017	629	Feed Regulator Roller and Screw Stud Nut Washer.....
14102	621	Feed Rock Shaft.....
14103	621	" " " Plate.....
14105	630	" " " " Rivet.....
191c	5507	" " " " Screw.....
51194c	5509	" " " Screw Centre (back)...
307c	5507	" " " " " (front)...
1513r	5509	" " " " " " Nut
14114	625	Feeding Foot (left).....
14115	625	" " (right).....
14270	640	" " Hinge (left).....
14022	625	" " " (right).....
14023	625	" " " Bracket with 1822..
1822	5509	" " " Roller and Stud.....
14024	625	Feeding Foot Hinge Pin.....
14025	625	" " Lifting Bracket with 453c
453c	5507	" " " " Set Screw
14026	625	" " Pin.....
14118	625	Feeding Foot with Hinge Bracket complete, Nos. 14022, 14023, 14114, 14115, 14270 and two each 14024 and 14026.....
14272	637	Needle Bar with 857H.....
14355	---	" " 14272 with 662D and 7713...
7283	626	" " Connecting Link with 1012E
1012E	5507	" " " " Adjusting Screw.....
380c	5507	Needle Bar Connecting Link Hinge Screw
1520E	5509	" " " " " "
		Nut.....
14271	640	Needle Bar Connecting Stud with 453c..
453c	5507	" " " " Set Screw..
14110	623	" " Frame.....
14030	622	" " " Driving Lever with 209F and 1906.....
1887	---	Needle Bar Frame Driving Lever Roller and Screw Stud.....

NO.	PLATE	NAME
1906	630	Needle Bar Frame Driving Lever Roller and Screw Stud 1887 with 1520E and 14017.....
1520E	5509	Needle Bar Frame Driving Lever Roller and Screw Stud Nut.....
14017	629	Needle Bar Frame Driving Lever Roller and Screw Stud Nut Washer.....
209F	5507	Needle Bar Frame Driving Lever Set Screw
14264	640	" " " " " S h a f t
21509	640	" " " " " "
		Collar with 207F.....
207F	5507	Needle Bar Frame Driving Lever Shaft Collar Set Screw.....
14029	621	Needle Bar Frame Pitman with two 7320 and four 196F.....
1109c	5508	Needle Bar Frame Pitman Ball Joint Screw (eccentric, back).....
1520E	5509	Needle Bar Frame Pitman Ball Joint Screw (eccentric, back) Nut.....
849c	631	Needle Bar Frame Pitman Ball Joint Screw (front).....
1520E	5509	Needle Bar Frame Pitman Ball Joint Screw (front) Nut.....
14017	629	Needle Bar Frame Pitman Ball Joint Screw (front) Nut Washer.....
*7320	---	Needle Bar Frame Pitman Cap.....
196F	5507	" " " " " Screw....
577c	5507	" " " " " Screw Centre (lower)
1517E	630	" " " " " "
		Nut.....
673F	5507	Needle Bar Frame Screw Centre (upper)
1517E	630	" " " " " "
		Nut.....
7713	629	Needle Bar Thread Guard.....
662D	5508	" " " " Screw.....
857H	631	" " Set Screw.....
14031	624	Oscillating Rock Shaft with 4784.....
14032	629	" " " Crank with 460c
2049	629	" " " " Pin.....
460c	5507	" " " " Set Screw
4784	5502	" " " Oil Pad.....
7317	624	" Shaft.....
7318	629	" " Crank with 735c and 1813.....
2049	629	Oscillating Shaft Crank Pin.....
1813	5509	" " " Roller and Stud
735c	630	" " " Set Screw.....

NO.	PLATE	NAME
14249	637	Presser Bar.....
14036	628	" " Lifting Bracket with 453c ..
	453c	" " " " Set Screw....
2308	5502	" " Spring.....
2070	5502	" " Washer.....
	263E	5508 Pressure Regulating Thumb Screw.....
66085	5517	Pulley (loose).....
14256	638	" (tight).....
14257	—	Pulley (tight) complete, Nos. 871E, 14256, 14263, 21615 to 21617, 21653 and two 997E.....
23668	5502	Pulley (tight) Pin.....
14258	—	Pulleys complete, Nos. 14257 and 66085
2996	5500	Shuttle Bobbin.....
33941	—	" " Case.....
15140	5500	" " " " Latch.....
2973	5500	" " " " Lever.....
2974	5500	" " " " Fulcrum Pin.....
15141	—	Shuttle Bobbin Case Hinge, Nos. 2973, 2974 and 15140.....
	2975	5500 Shuttle Bobbin Case Latch Spring.....
	592E	5500 " " " " Stop Screw....
*7553	5500	" " " " Position Finger.....
2523	5500	" " " " Rivet.....
24412	5514	" " " " Plate.....
	391J	5514 " " " " Screw
33942	5515	Shuttle Bobbin Case complete, Nos. 591F, 592E, 2523, 2975, 7553, 15141, 15278 and 33941.....
15728	5500	Shuttle Body.....
	591F	5500 " Tension Regulating Screw....
15278	5515	" " Spring.....
15729	5500	Shuttle, 1 $\frac{1}{8}$ in. diam., Nos. 2996, 15728 and 33942.....
*15730	—	Shuttle Driver.....
15731	5500	" " 15730 with two 462c. ..
2049	629	" " Pin.....
	462c	5500 " " Set Screw.....
14046	621	" Pitman.....
14047	622	" " Bell Crank.....
14048	628	" " " " Hinge Pin....
	435c	5507 " " " " " " Set Screw.....
	375c	636 Shuttle Pitman Hinge Screw.....
	1518E	630 " " " " Nut.....
14049	624	" Race Back.....

NO.	PLATE	NAME
2532	629	Shuttle Race Back Position Pin.....
2533	624	" " " Spring.....
	648D	5508 " " " " Screw.....
33943	5514	" " Body.....
33944	—	" " " 33943 with 7326 and two 662D.....
33957	—	Shuttle Race Body 33943 with 24412 and two 391J.....
33957	—	Shuttle Race Body 33944 with two 2532.
33946	—	" " " 33945 with 24412 and two 391J.....
	7326	624 Shuttle Race Cap.....
	662D	5508 " " " Screw.....
33947	5514	Shuttle Race complete, Nos. 648D, 2533, 14049 and 33946.....
	145D	5507 Shuttle Race Screw.....
14050	621	" " Bracket.....
14052	—	Shuttle Race Bracket complete, Nos. 7317, 7318, 14031, 14032, 14050, 15730 and three 2049.....
14051	630	Shuttle Race Bracket Adjusting Slide
	219F	5507 " " " " " "
		Screw.....
14026	625	Shuttle Race Bracket Adjusting Slide Steady Pin.....
	146D	5507 Shuttle Race Bracket Screw.....
14259	634	Starting Lever.....
14262	—	Starting Lever complete, Nos. 717c, 913c, 1520E, 1638E, 14206, 14259, 14260, 14277, 21645, 21649, 21651, 43583 and two each 159F and 399D.....
14260	640	Starting Lever Belt Shifter.....
	159F	5507 " " " " Set Screw....
14360	5515	" " " " Shank.....
14261	634	" " Bracket.....
4389	640	" " " Dowel Pin.....
	123E	5507 " " " Screw.....
21645	630	" " Cushion (rawhide).....
	399D	636 " " " Screw.....
	564c	5507 " " Screw Centre.....
	1508E	636 " " " " Nut.....
14174	631	" " Spring.....
	717c	5508 " " Stop Screw.....
	1520E	5509 " " " Nut.....
14206	635	" " Trip Stud.....
	159F	5507 " " " " Set Screw.....



NO.	PLATE	NAME
14124	639	Stitch Forming Cam, 2 $\frac{1}{2}$ in. diam., 19 teeth, with 14070 and 14085.....
14250	637	Stitch Forming Cam Driver.....
14089	5501	" " " " Cam with two 448c.....
448c	5507	Stitch Forming Cam Driver Cam Set Screw.....
14253	640	Stitch Forming Cam Driver Sliding Block
810d	5507	" " " " " " " " Cap Screw.....
14070	629	Stitch Forming Cam Oil Tube.....
14216	640	" " " " Position Collar with two 448c.....
448c	5507	Stitch Forming Cam Position Collar Set Screw.....
14085	625	Stitch Forming Cam Trip Stud.....
14263	638	Stop Cam with 21652.....
43583	637	" " Interlocking Rod.....
21649	626	" " " " Guide with 1070c.....
1070c	626	Stop Cam Interlocking Rod Guide Set Screw.....
14277	626	Stop Cam Interlocking Rod Guide Washer (rawhide).....
21651	633	Stop Cam Interlocking Rod Spring
913c	5508	" " " " " " Regulating Thumb Screw.....
1638E	5509	Stop Cam Interlocking Rod Spring Regulating Thumb Screw Nut.....
21652	5502	Stop Cam Pin.....
21615	5502	" " Spring (long).....
21616	5502	" " (short).....
21653	633	" " " Cover.....
997E	5507	" " " " Screw.....
21617	5502	" " " Stop Block.....
871E	631	" " " " Screw.....
2921	629	Tension Disc.....
1560c	5509	" Regulating Thumb Nut.....
15070	5502	" Releaser.....
413c	630	" Screw Stud.....
*33892	—	" " " 413c with 1560c.....
2923	630	" Spring.....
2826	629	" Thread Guard.....
*14348	—	Tension complete, Nos. 2829, 2923, 7336, 15070, 33892 and two 2921.....
14123	625	Thread Eyelet (side of arm).....
330d	5507	" " " Screw.....

NO.	PLATE	NAME
2112	629	Thread Retaining Disc with 2113.....
2113	629	" " " Steady Pin.....
2114	629	" " " Spring.....
2115	629	" " " Stud.....
460c	5507	" " " Set Screw.....
2111	629	Thread Retainer Guide complete, Nos. 2112, 2114 and 2115.....
7562	624	Thread Take-up Cam with 448c.....
2117	629	" " " Pin.....
448c	5507	" " " Set Screw.....
*7334	624	" " Lever with 1822.....
33850	—	" " " 7334 with 79c....
79c	5508	" " " Hinge Screw.....
1822	5509	" " " Roller and Stud..
2829	629	" " Spring.....
7336	629	" " " Regulator.....
435c	5507	" " " " Set Screw
14101	627	Throat Plate.....
219F	5507	" " " Screw.....
14212	633	Trip Lever.....
24d	5508	" " Hinge Screw.....
14084	626	" " Spring.....
662d	5508	" " " Screw.....
14273	643	Drip Pan with two wood screws $\frac{1}{2}$ in. No. 5 R. H. B.....

Genuine Singer Needles and their Containers are marked with the Company's Trade Mark "SIMANCO." 1

Needles in Containers marked "For Singer Machines" are not Singer made needles. 2

**LIST OF PARTS COMPLETE  
FOR  
MACHINE No. 51-8**

**FOR TACKING COAT AND TROUSER POCKETS, ETC. MAKES  
TACK  $\frac{1}{8}$  TO  $\frac{1}{4}$  INCH LONG. THIRTY-FIVE STITCHES TO  
COMPLETE TACK**

NO.	PLATE	NAME
*14274	—	Arm with 283D and 14275.....
2002	629	" Dowel Pin.....
123E	5507	" Screw.....
14255	634	" Shaft.....
21634	5501	" " Flanged Bushing.....
437C	629	" " " " Adjusting Screw.....
1517E	630	Arm Shaft Flanged Bushing Adjusting Screw Nut.....
448C	5507	Arm Shaft Flanged Bushing Set Screw...
1069D	5507	" " Screw.....
*14275	—	Side Plate.....
283D	630	" " Thumb Screw.....
12403	629	" Spool Pin and Thread Eyelet.....
8879	640	" " Washer (cloth).....
*14276	—	Bed.....
7259	633	" Leg.....
145E	5507	" " Screw.....
14311	621	Crank Connecting Rod with 14312, 20198 and two each 175E and 896E.....
777C	5508	Crank Connecting Rod Ball Joint Screw
1518E	630	" " " " " "
		Nut.....
*14312	—	Crank Connecting Rod Cap (lower).....
175E	5507	" " " " " Screw
*20198	—	" " " " (upper) ..
896E	5507	" " " " " Screw
14163	621	Face Plate.....
190D	5507	" " Screw.....
14014	622	Feed Regulator with 1906.....
14015	629	" " Ball Joint Stud.....
14018	—	Feed Regulator Ball Joint Stud complete, Nos. 1520E and 14015 to 14017.....
14016	629	Feed Regulator Ball Joint Stud Block (two pieces).....

NO.	PLATE	NAME
1520E	5509	Feed Regulator Ball Joint Stud Nut.....
14017	629	" " " " " Washer
859C	630	" " Hinge Stud.....
1610C	630	" " " Nut.....
14129	631	" " " " Washer..
1887	—	" " Roller and Screw Stud.....
1906	630	" " " " " 1887 with 1520E and 14017.....
1520E	5509	Feed Regulator Roller and Screw Stud Nut.....
14017	629	Feed Regulator Roller and Screw Stud Nut Washer.....
14102	621	Feed Rock Shaft.....
14104	623	" " " Plate.....
14105	630	" " " Rivet.....
191C	5507	" " " Screw.....
51194C	5509	" " " Screw Centre (back)...
307C	5507	" " " " " (front)...
1513J	5509	" " " " " Nut
14116	625	Feeding Foot (left).....
14117	625	" " (right).....
14270	640	" " Hinge (left).....
14022	625	" " " (right).....
14023	625	" " " Bracket with 1822..
1822	5509	" " " " Roller and Stud.....
14024	625	Feeding Foot Hinge Pin.....
14025	625	" " Lifting Bracket with 453C..
453C	5507	" " " " Set Screw..
14026	625	" " Pin.....
14119	—	Feeding Foot with Hinge Bracket complete, Nos. 14022, 14023, 14116, 14117, 14270 and two each 14024 and 14026.....
14272	637	Needle Bar with 857H.....
14355	—	" " 14272 with 662D and 7713 ..
7283	626	" " Connecting Link with 1012E
1012E	5507	" " " " Adjusting Screw.....
380C	5507	Needle Bar Connecting Link Hinge Screw
1520E	5509	" " " " " "
		Nut.....
14271	640	Needle Bar Connecting Stud with 453C..
453C	5507	" " " " Set Screw..
14110	623	" " Frame.....
14030	622	" " " Driving Lever with 209F and 1906.....
1887	—	Needle Bar Frame Driving Lever Roller and Screw Stud.....

## PARTS FOR MACHINE No. 51-8

NO.	PLATE	NAME
1906	630	Needle Bar Frame Driving Lever Roller and Screw Stud 1887 with 1520E and 14017.....
1520E	5509	Needle Bar Frame Driving Lever Roller and Screw Stud Nut.....
14017	629	Needle Bar Frame Driving Lever Roller and Screw Stud Nut Washer.....
209F	5507	Needle Bar Frame Driving Lever Set Screw.....
14264	640	Needle Bar Frame Driving Lever Shaft
21509	640	“ “ “ “ “ “ Collar with 207F .....
207F	5507	Needle Bar Frame Driving Lever Shaft Collar Set Screw .....
14029	621	Needle Bar Frame Pitman with two 7320 and four 196F.....
1109c	5508	Needle Bar Frame Pitman Ball Joint Screw (eccentric, back).....
1520E	5509	Needle Bar Frame Pitman Ball Joint Screw (eccentric, back) Nut.....
849c	631	Needle Bar Frame Pitman Ball Joint Screw (front).....
1520E	5509	Needle Bar Frame Pitman Ball Joint Screw (front) Nut.....
14017	629	Needle Bar Frame Pitman Ball Joint Screw (front) Nut Washer.....
*7320	—	Needle Bar Frame Pitman Cap.....
196F	5507	“ “ “ “ “ Screw.....
577c	5507	“ “ “ “ “ Screw Centre (lower) .....
1517E	630	“ “ “ “ “ “ Nut
673F	5507	“ “ “ “ “ “ (upper)
1517D	630	“ “ “ “ “ “ Nut.....
7713	629	Needle Bar Thread Guard.....
662D	5508	“ “ “ “ “ Screw.....
857H	631	“ Set Screw.....
14031	624	Oscillating Rock Shaft with 4784.....
14032	629	“ “ “ Crank with 460c..
2049	629	“ “ “ “ Pin.....
460c	5507	“ “ “ “ Set Screw..
4784	5502	“ “ “ Oil Pad.....
7317	624	“ Shaft
7318	629	“ Crank with 735c and 1813
2049	629	“ “ “ Pin.....
1813	5509	“ “ “ Roller and Stud
735c	630	“ “ “ Set Screw.....
14249	637	Presser Bar .....

## PARTS FOR MACHINE No. 51-8

NO.	PLATE	NAME
14036	628	Presser Bar Lifting Bracket with 453c ..
453c	5507	“ “ “ “ Set Screw ..
2308	5502	“ “ Spring.....
2070	5502	“ “ “ Washer .....
263E	5508	Pressure Regulating Thumb Screw.....
66085	5517	Pulley (loose).....
14256	638	“ (tight).....
14257	—	Pulley (tight) complete, Nos. 871E, 14256, 14263, 21615 to 21617, 21653 and two 997E. ....
23668	5502	Pulley (tight) Pin .....
14258	—	Pulleys complete, Nos. 14257 and 66085
2996	5500	Shuttle Bobbin.....
33941	—	“ “ Case.....
15140	5500	“ “ “ Latch.....
2973	5500	“ “ “ “ Lever .....
2974	5500	“ “ “ “ “ Fulcrum Pin.....
15141	—	Shuttle Bobbin Case Hinge, Nos. 2973, 2974 and 15140.....
2975	5500	Shuttle Bobbin Case Latch Spring.....
592E	5500	“ “ “ “ Stop Screw...
*7553	5500	“ “ “ “ Position Finger.....
2523	5500	“ “ “ “ Rivet .....
24412	5514	“ “ “ “ Plate.....
391J	5514	“ “ “ “ “ Screw
33942	5515	Shuttle Bobbin Case complete, Nos. 591F, 592E, 2523, 2975, 7553, 15141, 15278 and 33941.....
15728	5500	Shuttle Body.....
591F	5500	“ Tension Regulating Screw.....
15278	5515	“ “ Spring.....
15729	5500	Shuttle, 1 $\frac{1}{4}$ in. diam., Nos. 2996, 15728 and 33942.....
*15730	—	Shuttle Driver.....
15731	5500	“ “ 15730 with two 462c.....
2049	629	“ “ Pin.....
462c	5500	“ “ Set Screw.....
14046	621	“ Pitman .....
14047	622	“ “ Bell Crank.....
14048	628	“ “ “ “ Hinge Pin....
435c	5507	“ “ “ “ “ “ Set Screw.....
375c	636	Shuttle Pitman Bell Crank Hinge Screw
1518E	630	“ “ “ “ “ “ Nut .....



NO.	PLATE	NAME
2112	629	Thread Retaining Disc with 2113.....
2113	629	“ “ “ Steady Pin.....
2114	629	“ “ Spring.....
2115	629	“ “ Stud.....
460c	5507	“ “ “ Set Screw.....
2111	629	Thread Retainer Guide complete, Nos. 2112, 2114 and 2115.....
7562	624	Thread Take-up Cam (steel) with 448c..
2117	629	“ “ “ Pin.....
448c	5507	“ “ “ Set Screw.....
*7334	624	“ “ Lever with 1822.....
33850	—	“ “ “ 7334 with 79c....
79c	5508	“ “ “ Hinge Screw....
1822	5509	“ “ “ Roller and Stud
2829	629	“ “ Spring.....
7336	629	“ “ Regulator.....
435c	5507	“ “ “ Set Screw
14101	627	Throat Plate.....
219f	5507	“ “ Screw.....
14217	638	Trip Lever.....
*14351	—	“ “ 14217 with 662b and 14084...
24d	5508	“ “ Hinge Screw.....
14084	626	“ “ Spring.....
662d	5508	“ “ Screw.....
14273	643	Drip Pan with two wood screws 1/2 in. No. 5 R. H. B.....

Genuine Singer Needles and their Containers are marked with the Company's Trade Mark "SIMANCO." 1

Needles in Containers marked "For Singer Machines" are not Singer made needles. 2

## LIST OF PARTS COMPLETE FOR MACHINE No. 51-9

FOR MAKING TACKS 3/8 TO 5/8 INCH LONG. THIRTY-FOUR STITCHES IN COMPLETE TACK. HEAVY ARM AND LARGE CAM.

NO.	PLATE	NAME
*14175	—	Arm with 283d and 14176.....
2002	629	“ Dowel Pin.....
123E	5507	“ Screw.....
14255	634	“ Shaft.....
21634	5501	“ “ Flanged Bushing.....
437c	629	“ “ “ “ Adjusting Screw.....
1517E	630	Arm Shaft Flanged Bushing Adjusting Screw Nut.....
448c	5507	Arm Shaft Flanged Bushing Set Screw...
1069d	5507	“ “ Screw.....
*14176	—	“ Side Plate.....
283d	630	“ “ “ Thumb Screw.....
12403	629	“ Spool Pin and Thread Eyelet.....
8879	640	“ “ “ Washer (cloth).....
*14276	—	Bed.....
7259	633	“ Leg.....
145E	5507	“ “ Screw.....
14311	621	Crank Connecting Rod with 14312, 20198 and two each 175E and 896E.....
777c	5508	Crank Connecting Rod Ball Joint Screw
1518E	630	“ “ “ “ “ “ “ Nut.....
*14312	—	Crank Connecting Rod Cap (lower).....
175E	5507	“ “ “ “ “ Screw
*20198	—	“ “ “ “ “ (upper).....
896E	5507	“ “ “ “ “ Screw
14163	621	Face Plate.....
190d	5507	“ “ Screw.....
14177	632	Feed Regulator with 1906.....
14015	629	“ “ Ball Joint Stud.....
14018	—	Feed Regulator Ball Joint Stud complete, Nos. 1520E and 14015 to 14017.....
14016	629	Feed Regulator Ball Joint Stud Block (two pieces).....

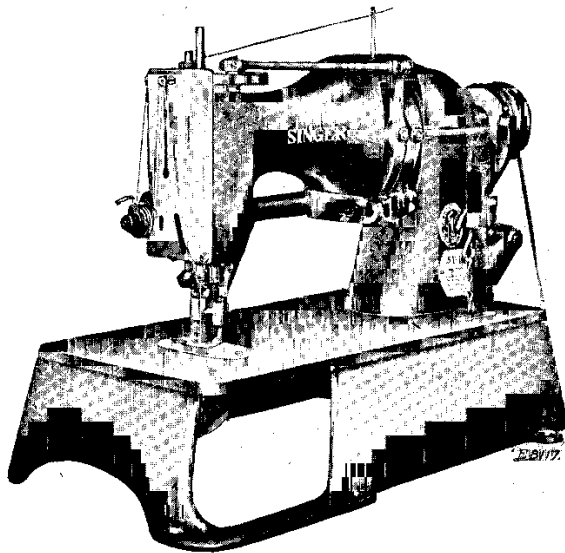
NO.	PLATE	NAME
1520E	5509	Feed Regulator Ball Joint Stud Nut
14017	629	" " " " " "
		Washer.....
859c	630	Feed Regulator Hinge Stud.....
1610c	630	" " " " Nut.....
14129	631	" " " " Washer
1887	—	Roller and Screw Stud....
1906	630	" " " " " " 1887 with 1520E and 14017.....
1520E	5509	Feed Regulator Roller and Screw Stud Nut
14017	629	" " " " " " "
		Washer.....
14019	621	Feed Rock Shaft.....
307c	5507	" " " Screw Centre.....
1513J	5509	" " " " Nut.....
14183	631	Feeding Foot (left).....
14184	631	" " (right).....
14270	640	" " Hinge (left).....
14022	625	" " " (right).....
14023	625	" " " Bracket with 1822..
1822	5509	" " " " Roller and Stud.....
14024	625	Feeding Foot Hinge Pin.....
14025	625	" " Lifting Bracket with 453c..
453c	5507	" " " " Set Screw..
14026	625	" " Pin.....
14185	—	Feeding Foot with Hinge Bracket complete, Nos. 14022, 14023, 14183, 14184, 14270 and two each 14024 and 14026.....
14272	637	Needle Bar with 857H.....
14355	—	" " 14272 with 662D and 7713...
7283	626	" " Connecting Link with 1012E.
1012E	5507	" " " " Adjusting Screw.....
380c	5507	Needle Bar Connecting Link Hinge Screw
1520E	5509	" " " " " " "
		Nut.....
14271	640	Needle Bar Connecting Stud with 453c..
453c	5507	" " " " Set Screw..
14178	623	" " Frame.....
14179	633	" " " Driving Lever with 209F and 1906.....
1887	—	Needle Bar Frame Driving Lever Roller and Screw Stud.....
1906	—	Needle Bar Frame Driving Lever Roller and Screw Stud 1887 with 1520E and 14017.....

NO.	PLATE	NAME
1520E	5509	Needle Bar Frame Driving Lever Roller and Screw Stud Nut.....
14017	629	Needle Bar Frame Driving Lever Roller and Screw Stud Nut Washer.....
209F	5507	Needle Bar Frame Driving Lever Set Screw.....
14264	640	Needle Bar Frame Driving Lever Shaft
21509	640	" " " " " "
		Collar with 207F.....
207F	5507	Needle Bar Frame Driving Lever Shaft Collar Set Screw.....
14029	621	Needle Bar Frame Pitman with two 7320 and four 196F.....
1109c	5508	Needle Bar Frame Pitman Ball Joint Screw (eccentric, back).....
1520E	5509	Needle Bar Frame Pitman Ball Joint Screw (eccentric, back) Nut.....
849c	631	Needle Bar Frame Pitman Ball Joint Screw (front).....
1520E	5509	Needle Bar Frame Pitman Ball Joint Screw (front) Nut.....
14017	629	Needle Bar Frame Pitman Ball Joint Screw (front) Nut Washer.....
*7320	—	Needle Bar Frame Pitman Cap.....
196F	5507	" " " " " Screw....
577c	5507	" " " " Screw Centre (lower)
1517E	630	" " " " " " "
		Nut.....
673F	5507	Needle Bar Frame Screw Centre (upper)
1517D	630	" " " " " " "
		Nut.....
7713	629	Needle Bar Thread Guard.....
662D	5508	" " " " " Screw.....
857H	631	" " Set Screw.....
14031	624	Oscillating Rock Shaft with 4784.....
14032	629	" " " Crank with 460c.
2049	629	" " " " Pin.....
460c	5507	" " " " Set Screw..
4784	5502	" " " Oil Pad.....
7317	624	" Shaft.....
7318	629	" " Crank with 735c and 1813.....
2049	629	Oscillating Shaft Crank Pin.....
1813	5509	" " " Roller and Stud
735c	630	" " " Set Screw.....
14249	637	Presser Bar.....
14036	628	" " Lifting Bracket with 453c...

NO.	PLATE	NAME
453c	5507	Presser Bar Lifting Bracket Set Screw...
2308	5502	" " Spring.....
2070	5502	" " " Washer.....
263E	5508	Pressure Regulating Thumb Screw.....
66085	5517	Pulley (loose).....
14256	638	" (tight).....
14257	—	Pulley (tight) complete, Nos. 871E, 14256, 14263, 21615 to 21617, 21653 and two 997E.....
23668	5502	Pulley (tight) Pin.....
14258	—	Pulleys complete, Nos. 14257 and 66085
2996	5500	Shuttle Bobbin.....
33941	—	" " Case.....
15140	5500	" " Case Latch.....
2973	5500	" " " " Lever.....
2974	5500	" " " " Fulcrum Pin.....
15141	—	Shuttle Bobbin Case Hinge, Nos. 2973, 2974 and 15140.....
2975	5500	Shuttle Bobbin Case Latch Spring.....
592E	5500	" " " " Stop Screw..
*7553	5500	" " " " Position Finger....
2523	5500	" " " " Rivet
24412	5514	" " " " Plate.....
391J	5514	" " " " Screw
33942	5515	Shuttle Bobbin Case complete, Nos. 591F, 592E, 2523, 2975, 7553, 15141, 15278 and 33941.....
15728	5500	Shuttle Body.....
591F	5500	" Tension Regulating Screw.....
15278	5515	" " Spring.....
15729	5500	Shuttle, 1 $\frac{1}{8}$ in. diam., Nos. 2996, 15728 and 33942.....
*15730	—	Shuttle Driver.....
15731	5500	" " 15730 with two 462c. .
2049	629	" " Pin.....
462c	5500	" " Set Screw.....
14046	621	" Pitman.....
14047	622	" " Bell Crank.....
14048	628	" " " " Hinge Pin....
435c	5507	" " " " " " Set Screw.....
375c	636	Shuttle Pitman Hinge Screw.....
1518E	630	" " " " Nut.....
14049	624	" Race Back.....
2532	629	" " " Position Pin.....
2533	624	" " " Spring.....

NO.	PLATE	NAME
648d	5508	Shuttle Race Back Spring Screw.....
33943	5514	" " Body.....
33944	—	" " " 33943 with 7326 and two 662d.....
33957	—	Shuttle Race Body 33943 with 24412 and two 391J.....
33945	—	Shuttle Race Body 33944 with two 2532.
33946	—	" " " 33945 with 24412 and two 391J.....
7326	624	Shuttle Race Cap.....
662d	5508	" " " Screw.....
33947	5514	Shuttle Race complete, Nos. 648d, 2533, 14049 and 33946.....
145d	5507	Shuttle Race Screw.....
14050	621	" " Bracket.....
14052	—	Shuttle Race Bracket complete, Nos. 7317 7318, 14031, 14032, 14050, 15730 and three 2049.....
14051	630	Shuttle Race Bracket Adjusting Slide
219F	5507	" " " " " "
14026	625	Shuttle Race Bracket Adjusting Slide Steady Pin.....
146d	5507	Shuttle Race Bracket Screw.....
14259	634	Starting Lever.....
14262	—	Starting Lever complete, Nos. 717c, 913c, 1520E, 1638E, 14026, 14259, 14260, 14277, 21645, 21649, 21651, 43583 and two each 159F and 399d.....
14260	640	Starting Lever Belt Shifter.....
159F	5507	" " " " Set Screw....
14360	5515	" " " " Shank.....
14261	634	" " Bracket.....
4389	640	" " " Dowel Pin.....
123E	5507	" " " Screw.....
21645	630	" " Cushion (rawhide).....
399d	636	" " " Screw.....
564c	5507	" " Screw Centre.....
1508E	636	" " " Nut.....
14174	631	" " Spring.....
717c	5508	" " Stop Screw.....
1520E	5509	" " " Nut.....
14206	635	" " Trip Stud.....
159F	5507	" " " " Set Screw.....
14219	639	Stitch Forming Cam, 3 $\frac{3}{8}$ in. diam., 35 teeth, with 14085 and 14186.....

**LIST OF PARTS COMPLETE  
FOR**



**MACHINE No. 51-10**

**FOR TACKING DRAWER STRAPS, CLOTHING, ETC. MAKES TACK  
1/16 TO 3/4 INCH LONG, TEN LONG STITCHES AND THIRTY-  
FIVE CROSS STITCHES.**

NO.	PLATE	NAME
*14175	—	Arm with 283D and 14176.....
2002	629	" Dowel Pin.....
123E	5507	" Screw.....
14255	634	" Shaft.....
21634	5501	" " Flanged Bushing.....
437C	629	" " " " Adjusting Screw.....
1517E	630	Arm Shaft Flanged Bushing Adjusting Screw Nut.....
448C	5507	Arm Shaft Flanged Bushing Set Screw...
1069D	5507	" " Screw.....
*14176	—	" Side Plate.....
283D	630	" " " Thumb Screw.....
12403	629	" Spool Pin and Thread Eyelet.....
8879	640	" " " Washer (cloth).....

**PARTS FOR MACHINE No. 51-10**

NO.	PLATE	NAME
*14276	—	Bed.....
7259	633	" Leg.....
145E	5507	" " Screw.....
14311	621	Crank Connecting Rod with 14312, 20198 and two each 175E and 896E.....
777C	5508	Crank Connecting Rod Ball Joint Screw
1518E	630	" " " " " "
		Nut.....
*14312	—	Crank Connecting Rod Cap (lower).....
175E	5507	" " " " " Screw
*20198	—	" " " " (upper).....
896E	5507	" " " " " Screw
14163	621	Face Plate.....
190D	5507	" " Screw.....
14291	5501	Feed Regulator with 1906.....
14015	629	" " Ball Joint Stud.....
14018	—	Feed Regulator Ball Joint Stud complete, Nos. 1520E and 14015 to 14017.....
14016	629	Feed Regulator Ball Joint Stud Block (two pieces).....
1520E	5509	Feed Regulator Ball Joint Stud Nut
14017	629	" " " " " "
		Washer.....
859C	630	Feed Regulator Hinge Stud.....
1610C	630	" " " " Nut.....
14129	631	" " " " Washer
1887	—	" " Roller and Screw Stud....
1906	630	" " " " " 1887 with 1520E and 14017.....
1520E	5509	Feed Regulator Roller and Screw Stud Nut.....
14017	629	Feed Regulator Roller and Screw Stud Nut Washer.....
14296	5510	Feed Rock Shaft.....
307C	5507	" " " Screw Centre.....
1513J	5509	" " " " " Nut.....
14297	5506	Feeding Foot (left).....
14298	5506	" " (right).....
14270	640	" " Hinge (left).....
14022	625	" " (right).....
14023	625	" " " Bracket with 1822...
1822	5509	" " " " Roller and Stud.....
14024	625	Feeding Foot Hinge Pin.....
14281	5505	" " Lifting Bracket with 453C..
453C	5507	" " " " Set Screw..
14026	625	" " Pin.....



NO.	PLATE	NAME
14299	—	Feeding Foot with Hinge Bracket complete, Nos. 14022, 14023, 14270, 14297, 14298 and two each 14024 and 14026.....
14133	632	Needle Bar with 735F and 857H.....
7283	626	“ “ Connecting Link with 1012E.....
1012E	5507	“ “ “ “ Adjusting Screw.....
380c	5507	Needle Bar Connecting Link Hinge Screw.....
1520E	5509	“ “ “ “ “ “ Nut.....
14271	640	Needle Bar Connecting Stud with 453c.....
453c	5507	“ “ “ “ Set Screw.....
14244	638	“ “ Frame.....
14245	—	Needle Bar Frame complete, Nos. 387F, 14244 and 14246.....
14179	633	Needle Bar Frame Driving Lever with 209F and 1906.....
1887	—	Needle Bar Frame Driving Lever Roller and Screw Stud.....
1906	630	Needle Bar Frame Driving Lever Roller and Screw Stud 1887 with 1520E.....
1520E	5509	Needle Bar Frame Driving Lever Roller and Screw Stud Nut.....
14017	629	Needle Bar Frame Driving Lever Roller and Screw Stud Nut Washer.....
209F	5507	Needle Bar Frame Driving Lever Set Screw.....
14264	640	Needle Bar Frame Driving Lever Shaft.....
21509	640	“ “ “ “ “ “ Collar with 207F.....
207F	5507	Needle Bar Frame Driving Lever Shaft Collar Set Screw.....
14247	637	Needle Bar Frame Pitman with two 44361 and four 187D.....
1109c	5508	Needle Bar Frame Pitman Ball Joint Screw (eccentric, back).....
1520E	5509	Needle Bar Frame Pitman Ball Joint Screw (eccentric, back) Nut.....
849c	631	Needle Bar Frame Pitman Ball Joint Screw (front).....
1520E	5509	Needle Bar Frame Pitman Ball Joint Screw (front) Nut.....
14017	629	Needle Bar Frame Pitman Ball Joint Screw (front) Nut Washer.....
*44361	—	Needle Bar Frame Pitman Cap.....
187D	5509	“ “ “ “ “ “ Screw.....

NO.	PLATE	NAME
14246	638	Needle Bar Frame Pitman Regulator Plate.....
387F	5507	Needle Bar Frame Pitman Regulator Plate Screw.....
577c	5507	Needle Bar Frame Pitman Screw Centre (lower).....
1517E	630	Needle Bar Frame Pitman Screw Centre (lower) Nut.....
673F	5507	Needle Bar Frame Pitman Screw Centre (upper).....
1517E	630	Needle Bar Frame Pitman Screw Centre (upper) Nut.....
14138	631	Needle Bar Thread Guard.....
735F	630	“ “ “ “ Screw.....
857H	631	“ “ Set Screw.....
14031	624	Oscillating Rock Shaft with 4784.....
14032	629	“ “ “ Crank with 460c.....
2049	629	“ “ “ “ Pin.....
460c	5507	“ “ “ “ Set Screw.....
4784	5502	“ “ “ Oil Pad.....
7317	624	“ Shaft.....
7318	629	“ “ Crank with 735c and 1813.....
2049	629	Oscillating Shaft Crank Pin.....
1813	5509	“ “ “ Roller and Stud.....
735c	630	“ “ “ Set Screw.....
14249	637	Presser Bar.....
14036	628	“ “ Lifting Bracket with 453c.....
453c	5507	“ “ “ “ Set Screw.....
2308	5502	“ “ Spring.....
2070	5502	“ “ “ Washer.....
263E	5508	Pressure Regulating Thumb Screw.....
66085	5517	Pulley (loose).....
14256	638	“ (tight).....
14257	—	Pulley (tight) complete, Nos. 871E, 14256, 14263, 21615 to 21617, 21653 and two 997E.....
23668	5502	Pulley (tight) Pin.....
14258	—	Pulleys complete, Nos. 14257 and 66085.....
2996	5500	Shuttle Bobbin.....
33941	—	“ “ Case.....
15140	5500	“ “ “ Latch.....
2973	5500	“ “ “ “ Lever.....
2974	5500	“ “ “ “ “ Fulcrum Pin.....
15141	—	Shuttle Bobbin Case Hinge, Nos. 2973, 2974 and 15140.....

NO.	PLATE	NAME
2975	5500	Shuttle Bobbin Case Latch Spring.....
592E	5500	" " " " Stop Screw..
*7553	5500	" " " " Position Finger.....
2523	5500	" " " " Rivet
24412	5514	" " " " Plate.....
391J	5514	" " " " Screw
33942	5515	Shuttle Bobbin Case complete, Nos. 591F, 592E, 2523, 2975, 7553, 15141, 15278 and 33941.....
15728	5500	Shuttle Body.....
591F	5500	" Tension Regulating Screw.....
15278	5515	" " Spring.....
15729	5500	Shuttle, 1 $\frac{1}{8}$ in. diam., Nos. 2996, 15728 and 33942.....
*15730	—	Shuttle, Driver.....
15731	5500	" " 15730 with two 462c.....
2049	629	" " Pin.....
462c	5500	" " Set Screw.....
14046	621	" Pitman.....
14047	622	" " Bell Crank.....
14048	628	" " " " Hinge Pin....
435c	5507	" " " " " " Set Screw.....
375c	636	Shuttle Pitman Hinge Screw.....
1518E	630	" " " " Nut.....
14049	624	" Race Back.....
2532	629	" " " Position Pin.....
2533	624	" " " Spring.....
648D	5508	" " " " Screw.....
33943	5514	" " Body.....
33944	—	" " 33943 with 7326 and two 662d.....
33957	—	Shuttle Race Body 33943 with 24412 and two 391J.....
33945	—	Shuttle Race Body 33944 with two 2532.
33946	—	" " " 33945 with 24412 and two 391J.....
7326	624	Shuttle Race Cap.....
662D	5508	" " " Screw.....
33947	5514	Shuttle Race complete, Nos. 648D, 2533, 14049 and 33946.....
145D	5507	Shuttle Race Screw.....
14050	621	" " Bracket.....
14052	—	Shuttle Race Bracket complete, Nos. 7317 7318, 14031, 14032, 14050, 15730 and three 2049.....
14051	630	Shuttle Race Bracket Adjusting Slide

NO.	PLATE	NAME
219F	5507	Shuttle Race Bracket Adjusting Slide Screw.....
14026	625	Shuttle Race Bracket Adjusting Slide Steady Pin.....
146D	5507	Shuttle Race Bracket Screw.....
14259	634	Starting Lever.....
14262	—	Starting Lever complete, Nos. 717c, 913c, 1520E, 1638E, 14206, 14259, 14260, 14277, 21645, 21649, 21651, 43583 and two each 159F and 399D.....
14260	640	Starting Lever Belt Shifter.....
159F	5507	" " " " Set Screw....
14360	5515	" " " " Shank.....
14261	634	" " Bracket.....
4389	640	" " " Dowel Pin.....
123E	5507	" " " Screw.....
21645	630	" " Cushion (rawhide).....
399D	636	" " " Screw.....
564c	5507	" " Screw Centre.....
1508E	636	" " " " Nut.....
14174	631	" " Spring.....
717c	5508	" " Stop Screw.....
1520E	5509	" " " " Nut.....
14206	635	" " Trip Stud.....
159F	5507	" " " " Set Screw.....
14254	639	Stitch Forming Cam (reverse feeding) 3 $\frac{1}{8}$ in. diam., 45 teeth, with 14085 and 14186
14252	637	Stitch Forming Cam Driver.....
14182	5501	" " " " Cam with two 448c.....
448c	5507	Stitch Forming Cam Driver Cam Set Screw.....
14253	640	Stitch Forming Cam Driver Sliding Block
810D	5507	" " " " " " " Cap Screw.....
14186	631	Stitch Forming Cam Oil Tube.....
14216	640	" " " Position Collar with two 448c.....
448c	5507	Stitch Forming Cam Position Collar Set Screw.....
14085	625	Stitch Forming Cam Trip Stud.....
14263	638	Stop Cam with 21652.....
43583	637	" " Interlocking Rod.....
21649	626	" " " " Guide with 1070c.....

NO.	PLATE	NAME
107Cc	626	Stop Cam Interlocking Rod Guide Set Screw
14277	626	Stop Cam Interlocking Rod Guide Washer (rawhide)
21651	633	Stop Cam Interlocking Rod Spring
913c	5508	" " " " " Regulating Thumb Screw
1638E	5509	Stop Cam Interlocking Rod Spring Regulating Thumb Screw Nut
21652	5502	Stop Cam Pin
21615	5502	" " Spring (long)
21616	5502	" " " (short)
21653	633	" " " Cover
997E	5507	" " " Screw
21617	5502	" " " Stop Block
871E	631	" " " " Screw
2921	629	Tension Disc
1560c	5509	" Regulating Thumb Nut
15070	5502	" Releaser
413c	630	" Screw Stud
*33892	—	" " " 413c with 1560c
2923	630	" Spring
2826	629	Thread Guard
*14348	—	Tension complete, Nos. 2829, 2923, 7336, 15070, 33892 and two 2921
14123	625	Thread Eyelet (side of arm)
330D	5507	" " Screw
2112	629	" Retaining Disc with 2113
2113	629	" " " Steady Pin
2114	629	" " " Spring
2115	629	" " " Stud
460c	5507	" " " Set Screw
2111	629	Thread Retainer Guide complete, Nos. 2112, 2114 and 2115
7562	624	Thread Take-up Cam with 448c
2117	629	" " " Pin
448c	5507	" " " Set Screw
*7334	624	" " Lever with 1322
33850	—	" " " 7334 with 79c
79c	5508	" " " Hinge Screw
1822	5509	" " " Roller and Stud
2829	629	" " " Spring
7336	629	" " " Regulator
435c	5507	" " " " Set Screw
14248	627	Throat Plate
219F	5507	" " " Screw

NO.	PLATE	NAME
14218	638	Trip Lever
*14350	—	" " 14218 with 662d and 14084
24b	5508	" " Hinge Screw
14084	626	" " Spring
662d	5508	" " " Screw
14273	643	Drip Pan with two wood screws ½ in. No. 5 R. H. B.

Genuine Singer Needles and their Containers are marked with the Company's Trade Mark "SIMANCO." 1

Needles in Containers marked "For Singer Machines" are not Singer made needles. 2

**LIST OF PARTS COMPLETE**  
**FOR**  
**MACHINE No. 51-11**

**MAKES 1/2 INCH TO 3/8 INCH BAR. THIRTY-FIVE OVER-SEAMING STITCHES, NO LONG STITCHES. FOR TACKING DRAWER STRAPS.**

NO.	PLATE	NAME
*14175	—	Arm with 283D and 14176.....
2002	629	" Dowel Pin.....
123E	5507	" Screw.....
14255	634	" Shaft.....
21634	5501	" " Flanged Bushing.....
437C	629	" " " " Adjusting Screw.....
1517E	630	Arm Shaft Flanged Bushing Adjusting Screw Nut.....
448C	5507	Arm Shaft Flanged Bushing Set Screw.....
1069D	5507	" " Screw.....
*14176	—	" Side Plate.....
283D	630	" " " Thumb Screw.....
12403	629	" Spool Pin and Thread Eyelet.....
8879	640	" " " Washer (cloth).....
*14276	—	Bed.....
7259	633	" Leg.....
145E	5507	" " Screw.....
14311	621	Crank Connecting Rod with 14312, 20198 and two each 175E and 896E.....
777C	5508	Crank Connecting Rod Ball Joint Screw.....
1518E	630	" " " " " " " Nut.....
*14312	—	Crank Connecting Rod Cap (lower).....
175E	5507	" " " " " " " Screw.....
*20198	—	" " " " " " " (upper).....
896E	5507	" " " " " " " Screw.....
14163	621	Face Plate.....
190D	5507	" " Screw.....
14177	632	Feed Regulator with 1906.....
14015	629	" " Ball Joint Stud.....
14018	—	Feed Regulator Ball Joint Stud complete, Nos. 1520E and 14015 to 14017.....
14016	629	Feed Regulator Ball Joint Stud Block (two pieces).....

NO.	PLATE	NAME
1520E	5509	Feed Regulator Ball Joint Stud Nut.....
14017	629	" " " " " " " Washer.....
859C	630	Feed Regulator Hinge Stud.....
1610C	630	" " " " " Nut.....
14129	631	" " " " " Washer.....
1887	—	" " Roller and Screw Stud.....
1906	630	" " " " " " 1887 with 1520E and 14017.....
1520E	5509	Feed Regulator Roller and Screw Stud Nut.....
14017	629	Feed Regulator Roller and Screw Stud Nut Washer.....
14019	621	Feed Rock Shaft.....
307C	5507	" " " Screw Centre.....
1513J	5509	" " " " " Nut.....
14278	5506	Feeding Foot (left).....
14279	5506	" " (right).....
14270	640	" " Hinge (left).....
14022	625	" " " (right).....
14023	625	" " " Bracket with 1822.....
1822	5509	" " " " Roller and Stud.....
14024	625	Feeding Foot Hinge Pin.....
14281	5505	" " Lifting Bracket with 453C.....
453C	5507	" " " " Set Screw.....
14026	625	" " Pin.....
14280	—	Feeding Foot Lifting Bracket complete, Nos. 14022, 14023, 14270, 14278, 14279 and two each 14024 and 14026.....
14133	632	Needle Bar with 735F and 857H.....
7283	626	" " Connecting Link with 1012E.....
1012E	5507	" " " " Adjusting Screw.....
380C	5507	Needle Bar Connecting Link Hinge Screw.....
1520E	5509	" " " " " " " Nut.....
14271	640	Needle Bar Connecting Stud with 453C.....
453C	5507	" " " " " Set Screw.....
14244	638	" " Frame.....
14245	—	Needle Bar Frame complete, Nos. 387F, 14244 and 14246.....
14179	633	Needle Bar Frame Driving Lever with 209F and 1906.....
1887	—	Needle Bar Frame Driving Lever Roller and Screw Stud.....

NO.	PLATE	NAME
1906	630	Needle Bar Frame Driving Lever Roller and Screw Stud 1887 with 1520E and 14017.....
1520E	5509	Needle Bar Frame Driving Lever Roller and Screw Stud Nut.....
14017	629	Needle Bar Frame Driving Lever Roller and Screw Stud Nut Washer.....
209F	5507	Needle Bar Frame Driving Lever Set Screw.....
14264	640	Needle Bar Frame Driving Lever Shaft
21509	640	" " " " " "
		Collar with 207F.....
207F	5507	Needle Bar Frame Driving Lever Shaft Collar Set Screw.....
14247	637	Needle Bar Frame Pitman with two 44361 and four 187D.....
1109c	5508	Needle Bar Frame Pitman Ball Joint Screw (eccentric, back).....
1520E	5509	Needle Bar Frame Pitman Ball Joint Screw (eccentric, back) Nut.....
849c	631	Needle Bar Frame Pitman Ball Joint Screw (front).....
1520E	5509	Needle Bar Frame Pitman Ball Joint Screw (front) Nut.....
14017	629	Needle Bar Frame Pitman Ball Joint Screw (front) Nut Washer.....
*44361	—	Needle Bar Frame Pitman Cap.....
187D	5509	" " " " " Screw....
14246	638	" " " Regulator Plate.....
387F	5507	" " " " " Screw
14026	625	" " " " " Stop Pin.....
577c	5507	Needle Bar Frame Screw Centre (lower)
1517E	630	" " " " " " Nut.....
673F	5507	Needle Bar Frame Screw Centre (upper)
1517D	630	" " " " " " Nut.....
14138	631	Needle Bar Thread Guard.....
735F	630	" " " " " Screw.....
857H	631	" Set Screw.....
14031	624	Oscillating Rock Shaft with 4784.....
14032	629	" " " Crank with 460c
2049	629	" " " " Pin.....
460c	5507	" " " " Set Screw.
4784	5502	" " " Oil Pad.....
7317	624	" Shaft.....

NO.	PLATE	NAME
7318	629	Oscillating Shaft Crank with 735c and 1813.....
2049	629	Oscillating Shaft Crank Pin.....
1813	5509	" " " Roller and Stud.
735c	630	" " " Set Screw.....
14249	637	Presser Bar.....
14036	628	" " Lifting Bracket with 453c...
453c	5507	" " " " Set Screw...
2308	5502	" " Spring.....
2070	5502	" " " Washer.....
263E	5508	Pressure Regulating Thumb Screw.....
66085	5517	Pulley (loose).....
14256	638	" (tight).....
14257	—	Pulley (tight) complete, Nos. 871E, 14256, 14263, 21615 to 21617, 21653 and two 997E.....
23668	5502	Pulley (tight) Pin.....
14258	—	Pulley complete, Nos. 14257 and 66085..
2996	5500	Shuttle Bobbin.....
33941	—	" " Case.....
15140	5500	" " " Latch.....
2973	5500	" " " " Lever.....
2974	5500	" " " " " Fulerum Pin.....
15141	—	Shuttle Bobbin Case Hinge, Nos. 2973, 2974 and 15140.....
2975	5500	Shuttle Bobbin Case Latch Spring.....
592E	5500	" " " " Stop Screw...
*7553	5500	" " " Position Finger.....
2523	5500	" " " " " Rivet
24412	5514	" " " " " Plate.....
391J	5514	" " " " " Screw
33942	5515	Shuttle Bobbin Case complete, Nos. 591F, 592E, 2523, 2975, 7553, 15141, 15278 and 33941.....
15728	5500	Shuttle Body.....
591F	5500	" Tension Regulating Screw.....
15278	5515	" " Spring.....
15729	5500	Shuttle, 1 $\frac{1}{4}$ in. diam., Nos. 2996, 15728 and 33942.....
*15730	—	Shuttle Driver.....
15731	5500	" " 15730 with two 462c....
2049	629	" " Pin.....
462c	5500	" " Set Screw.....
14046	621	" Pitman.....
14047	622	" " Bell Crank.....
14048	628	" " " " Hinge Pin....

NO.	PLATE	NAME
435c	5507	Shuttle Pitman Bell Crank Hinge Pin Set Screw.....
375c	636	Shuttle Pitman Hinge Screw.....
1518E	630	" " " " Nut.....
14049	624	" Race Back.....
2532	629	" " " Position Pin.....
2533	624	" " " Spring.....
648D	5508	" " " Screw.....
33943	5514	" " Body.....
33944	—	" " " 33943 with 7326 and two 662D.....
33957	—	Shuttle Race Body 33943 with 24412 and 391J.....
33945	—	Shuttle Race Body 33944 with two 2532.....
33946	—	" " " 33945 with 24412 and two 391J.....
7326	624	Shuttle Race Cap.....
662D	5508	" " " Screw.....
33947	5514	Shuttle Race complete, Nos. 648D, 2533 14049 and 33946.....
145D	5507	Shuttle Race Screw.....
14050	621	" " Bracket.....
14052	—	Shuttle Race Bracket complete, Nos. 7317, 7318, 14031, 14032, 14050, 15730 and three 2049.....
14051	630	Shuttle Race Bracket Adjusting Slide
219F	5507	" " " " " " Screw.....
14026	625	Shuttle Race Bracket Adjusting Slide Steady Pin.....
146D	5507	Shuttle Race Bracket Screw.....
14259	634	Starting Lever.....
14262	—	Starting Lever complete, Nos. 717c, 913c, 1520E, 1638E, 14206, 14259, 14260, 14277, 21645, 21649, 21651, 43583 and two each 159F and 399D.....
14260	640	Starting Lever Belt Shifter.....
159F	5507	" " " " Set Screw....
14360	5515	" " " " Shank.....
14261	634	" " Bracket.....
4389	640	" " Dowel Pin.....
123E	5507	" " " Screw.....
21645	630	" " Cushion (rawhide).....
399D	636	" " Screw.....
564C	5507	" " Screw Centre.....
1508E	636	" " " " Nut.....
14174	631	" " Spring.....

NO.	PLATE	NAME
717c	5508	Starting Lever Stop Screw.....
1520E	5509	" " " " Nut.....
14206	635	" " Trip Stud.....
159F	5507	" " " " Set Screw.....
14282	5503	Stitch Forming Cam, 3 <sup>7</sup> / <sub>8</sub> in. diam., 35 teeth, with 14085 and 14186.....
14252	637	Stitch Forming Cam Driver.....
14092	624	" " " " Cam with two 448c.....
448c	5507	Stitch Forming Cam Driver Cam Set Screw.....
14253	640	Stitch Forming Cam Driver Sliding Block
810D	5507	" " " " " " Cap Screw.....
14186	631	Stitch Forming Cam Oil Tube.....
14216	640	" " " Position Collar with two 448c.....
448c	5507	Stitch Forming Cam Position Collar Set Screw.....
14085	625	Stitch Forming Cam Trip Stud.....
14263	638	Stop Cam with 21652.....
43583	637	" " Interlocking Rod.....
21649	626	" " " " Guide with 1070c.....
1070c	626	Stop Cam Interlocking Rod Guide Set Screw.....
14277	626	Stop Cam Interlocking Rod Guide Washer (rawhide).....
21651	633	Stop Cam Interlocking Rod Spring.....
913c	5508	" " " " " " Regulating Thumb Screw.....
1638E	5509	Stop Cam Interlocking Rod Spring Regulating Thumb Screw Nut.....
21652	5502	Stop Cam Pin.....
21615	5502	" " Spring (long).....
21616	5502	" " " (short).....
21653	633	" " " Cover.....
997E	5507	" " " " Screw.....
21617	5502	" " " Stop Block.....
871E	631	" " " " Screw.....
2921	629	Tension Disc.....
1560c	5509	" Regulating Thumb Nut.....
15070	5502	" Releaser.....
413c	630	" Screw Stud.....
*33892	—	" " " 413c with 1560c.....
2923	630	" Spring.....
2826	629	" Thread Guard.....

NO.	PLATE	NAME
*14348	—	Tension complete, Nos. 2829, 2923, 7336, 15070, 33892 and two 2921.....
14123	625	Thread Eyelet (side of arm).....
330D	5507	" " Screw.....
2112	629	" Retaining Disc with 2113.....
2113	629	" " " Steady Pin.....
2114	629	" " Spring.....
2115	629	" " Stud.....
460C	5507	" " " Set Screw.....
2111	629	Thread Retainer Guide complete, Nos. 2112, 2114 and 2115.....
7562	624	Thread Take-up Cam with 448c.....
2117	629	" " " Pin.....
448C	5507	" " " Set Screw.....
*7334	624	" " Lever with 1822.....
33850	—	" " " 7334 with 79c....
79C	5508	" " " Hinge Screw.....
1822	5509	" " " Roller and Stud..
2829	629	" " Spring.....
7336	629	" " Regulator.....
435C	5507	" " " " Set Screw.....
14248	627	Throat Plate.....
219F	5507	" " Screw.....
14218	638	Trip Lever.....
*14250	—	" " 14218 with 662D and 14084...
24D	5508	" " Hinge Screw.....
14084	626	" " Spring.....
662D	5508	" " " Screw.....
14273	643	Drip Pan with two wood screws 1/2 in. No. 5 R. H. B.....

Genuine Singer Needles and their Containers are marked with the Company's Trade Mark "SIMANCO." 1

Needles in Containers marked "For Singer Machines" are not Singer made needles. 2

## LIST OF PARTS COMPLETE FOR MACHINE No. 51-15

FOR SEWING BUCKLES UPON TROUSERS, VESTS, ETC. OVER-STITCHES THE BAR OF THE BUCKLE ON BOTH SIDES OF THE TONGUE.

NO.	PLATE	NAME
*14175	—	Arm with 283D and 14176.....
2002	629	" Dowel Pin.....
123E	5507	" Screw.....
14255	634	" Shaft.....
21634	5501	" " Flanged Bushing.....
437C	629	" " " " Adjusting Screw.....
1517E	630	Arm Shaft Flanged Bushing Adjusting Screw Nut.....
448C	5507	Arm Shaft Flanged Bushing Set Screw...
1069D	5507	" " Screw.....
*14176	—	" Side Plate.....
283D	630	" " " Thumb Screw.....
12403	629	" Spool Pin and Thread Eyelet.....
8879	640	" " " Washer (cloth).....
*14276	—	Bed.....
7259	633	" Leg.....
145E	5507	" " Screw.....
14311	621	Crank Connecting Rod with 14312, 20198 and two each 175E and 896E.....
777C	5508	Crank Connecting Rod Ball Joint Screw
1518E	630	" " " " " " Nut.....
*14312	—	Crank Connecting Rod Cap (lower).....
175E	5507	" " " " " Screw
*20198	—	" " " " (upper).....
896E	5507	" " " " " Screw
14163	621	Face Plate.....
190D	5507	" " Screw.....
14177	632	Feed Regulator with 1906.....
14015	629	" " Ball Joint Stud.....
14018	—	Feed Regulator Ball Joint Stud complete, Nos. 1520E and 14015 to 14017.....
14016	629	Feed Regulator Ball Joint Stud Block (two pieces).....

NO.	PLATE	NAME
1520E	5509	Feed Regulator Ball Joint Stud Nut
14017	629	" " " " " "
		Washer.....
859c	630	Feed Regulator Hinge Stud.....
1610c	630	" " " " Nut.....
14129	631	" " " " Washer
1887	—	" " Roller and Screw Stud....
1906	630	" " " " " " 1887 with 1520E and 14017.....
1520E	5509	Feed Regulator Roller and Screw Stud Nut.....
14017	629	Feed Regulator Roller and Screw Stud Nut Washer.....
14130	634	Feed Rock Shaft with 14131 and four 392F
14131	5505	" " " Cap.....
392F	5507	" " " Screw.....
14132	623	" " " Plate.....
14105	630	" " " Rivet.....
191c	5507	" " " Screw.....
307c	5507	" " " Screw Centre.....
1513J	5509	" " " " " Nut.....
14192	—	Feed Rock Shaft complete, Nos. 14130, 14132, 14140 and two 191c.....
14140	636	Feeding Foot with 1822, for medium and large buckles.....
14300	5505	Feeding Foot with 1822, for small buckles
14025	625	" " Lifting Bracket with 453c..
453c	5507	" " " " Set Screw.....
1822	5509	" " Roller and Stud.....
14133	632	Needle Bar with 735F and 857H.....
14134	631	" " Bushing.....
447c	5507	" " " Set Screw.....
15758	5505	Needle Bar Connecting Link with 1012E.
1012E	5507	" " " " Adjusting Screw.....
380c	5507	Needle Bar Connecting Link Hinge Screw
1520E	5509	" " " " " "
		Nut.....
14271	640	Needle Bar Connecting Stud with 453c..
453c	5507	" " " " Set Screw..
14135	623	" " Frame.....
14190	633	" " " Driving Lever with 209F and 1906.....
14354	—	Needle Bar Frame Driving Lever 14190 with 14264.....
1887	—	Needle Bar Frame Driving Lever Roller and Screw Stud.....

NO.	PLATE	NAME
1906	630	Needle Bar Frame Driving Lever Roller and Screw Stud 1887 with 1520E and 14017.....
1520E	5509	Needle Bar Frame Driving Lever Roller and Screw Stud Nut.....
14017	629	Needle Bar Frame Driving Lever Roller and Screw Stud Nut Washer.....
209F	5507	Needle Bar Frame Driving Lever Set Screw.....
14264	640	Needle Bar Frame Driving Lever Shaft
21509	640	" " " " " "
		Collar with 207F.....
207F	5507	Needle Bar Frame Driving Lever Shaft Collar Set Screw.....
14136	633	Needle Bar Frame Pitman with 7320 and two 196F.....
1109c	5508	Needle Bar Frame Pitman Ball Joint Screw (eccentric).....
1520E	5509	Needle Bar Frame Pitman Ball Joint Screw Nut.....
*7320	—	Needle Bar Frame Pitman Cap.....
196F	5507	" " " " " Screw....
646F	5507	" " " " " Hinge Screw..
14137	636	" " " " " Swivel Joint..
577c	5507	" " " " " Screw Centre (lower)
1517E	630	" " " " " " "
		Nut.....
673F	5507	Needle Bar Frame Screw Centre (upper)
1517D	630	" " " " " " "
		Nut.....
14138	631	Needle Bar Thread Guard.....
735F	630	" " " " " Screw.....
857H	631	" " Set Screw.....
14031	624	Oscillating Rock Shaft with 4784.....
14032	629	" " " " " Crank with 460c..
2049	629	" " " " " Pin.....
460c	5507	" " " " " Set Screw..
4784	5502	" " " " " Oil Pad.....
7317	624	" " Shaft.....
7318	629	" " " Crank with 735c and 1813.....
2049	629	Oscillating Shaft Crank Pin.....
1813	5509	" " " " " Roller and Stud
735c	630	" " " " " Set Screw.....
14249	637	Presser Bar.....
14036	628	" " Lifting Bracket with 453c...
453c	5507	" " " " " Set Screw...



NO.	PLATE	NAME
2308	5502	Presser Bar Spring.....
2070	5502	" " " Washer.....
263E	5508	Pressure Regulating Thumb Screw.....
66085	5517	Pulley (loose).....
14256	638	" (tight).....
14257	—	Pulley (tight) complete, Nos. 871E, 14256, 14263, 21615 to 21617, 21653 and two 997E.....
23668	5502	Pulley (tight) Pin.....
14258	—	Pulleys complete, Nos. 14257 and 66085
2996	5500	Shuttle Bobbin.....
33941	—	" " Case.....
15140	5500	" " " Latch.....
2973	5500	" " " " Lever.....
2974	5500	" " " " " Fulerum Pin.....
15141	—	Shuttle Bobbin Case Hinge, Nos. 2973, 2974 and 15140.....
2975	5500	Shuttle Bobbin Case Latch Spring.....
592E	5500	" " " " Stop Screw...
*7553	5500	" " " " Position Finger....
2523	5500	" " " " " Rivet.....
24412	5514	" " " " " Plate.....
391J	5514	" " " " " Screw
33942	5515	Shuttle Bobbin Case complete, Nos. 591F, 592E, 2523, 2975, 7553, 15141, 15278 and 33941.....
15728	5500	Shuttle Body.....
591F	5500	" Tension Regulating Screw.....
15278	5515	" Spring.....
15729	5500	Shuttle, 1 $\frac{1}{8}$ in. diam., Nos. 2996, 15728 and 33942.....
*15730	—	Shuttle Driver.....
15731	5500	" " 15730 with two 462c....
2049	629	" " Pin.....
462c	5500	" " Set Screw.....
14046	621	" Pitman.....
14047	622	" " Bell Crank.....
14048	628	" " " " Hinge Pin...
435c	5507	" " " " " " Set Screw.....
375c	636	Shuttle Pitman Hinge Screw.....
1518E	630	" " " " Nut.....
14049	624	" Race Back.....
2532	629	" " " Position Pin.....
2533	624	" " " Spring.....
648d	5508	" " " " Screw.....

NO.	PLATE	NAME
33943	5514	Shuttle Race Body.....
33944	—	" " " 33943 with 7326 and two 662d.....
33957	—	Shuttle Race Body 33943 with 24412 and two 391J.....
33945	—	Shuttle Race Body 33944 with two 2532.
33946	—	" " " 33945 with 24412 and two 391J.....
7326	624	Shuttle Race Cap.....
662d	5508	" " " Screw.....
33947	5514	Shuttle Race complete, Nos. 648d, 2533, 14049 and 33946.....
145D	5507	Shuttle Race Screw.....
14050	621	" " Bracket.....
14052	—	Shuttle Race Bracket complete Nos. 7317 7318, 14031, 14032, 14050, 15730 and three 2049.....
14051	630	Shuttle Race Bracket Adjusting Slide
219F	5507	" " " " " "
		Screw.....
14026	625	Shuttle Race Bracket Adjusting Slide Steady Pin.....
146D	5507	Shuttle Race Bracket Screw.....
14259	634	Starting Lever.....
14262	—	Starting Lever complete, Nos. 717c, 913c, 1520E, 1638E, 14206, 14259, 14260, 14277, 21645, 21649, 21651, 43583 and two each 159F and 399d.....
14260	640	Starting Lever Belt Shifter.....
159F	5507	" " " " Set Screw....
14360	5515	" " " " Shank.....
14261	634	" " Bracket.....
4389	640	" " " Dowel Pin.....
123E	5507	" " " Screw.....
21645	630	" " Cushion (rawhide).....
399d	636	" " " Screw.....
564c	5507	" " Screw Centre.....
1508E	636	" " " " Nut.....
14174	631	" " Spring.....
717c	5508	" " Stop Screw.....
1520E	5509	" " " " Nut.....
14206	635	" " Trip Stud.....
159F	5507	" " " " Set Screw.....
14141	639	Stitch Forming Cam, 3 $\frac{1}{8}$ in. diam., 35 teeth, with 14085 and 14186.....
14252	637	Stitch Forming Cam Driver.....

NO.	PLATE	NAME
14092	624	Stitch Forming Cam Driver Cam with two 449c.....
448c	5507	Stitch Forming Cam Driver Cam Set Screw.....
14253	640	Stitch Forming Cam Driver Sliding Block
810D	5507	" " " " " "
		Cap Screw.....
14186	631	Stitch Forming Cam Oil Tube.....
14216	640	" " " Position Collar with two 448c.....
448c	5507	Stitch Forming Cam Position Collar Set Screw.....
14085	625	Stitch Forming Cam Trip Stud.....
14263	638	Stop Cam with 21652.....
43583	637	" " Interlocking Rod.....
21649	626	" " " " Guide with 1070c.....
1070c	626	Stop Cam Interlocking Rod Guide Set Screw.....
14277	626	Stop Cam Interlocking Rod Guide Washer (rawhide).....
21651	633	Stop Cam Interlocking Rod Spring.....
913c	5508	" " " " " Regulating Thumb Screw.....
1638E	5509	Stop Cam Interlocking Rod Spring Regulating Thumb Screw Nut.....
21652	5502	Stop Cam Pin.....
21615	5502	" " Spring (long).....
21616	5502	" " " (short).....
21653	633	" " " Cover.....
997E	5507	" " " Screw.....
21617	5502	" " " Stop Block.....
871E	631	" " " " Screw.....
2921	629	Tension Disc.....
1560c	5509	" Regulating Thumb Nut.....
15070	5502	" Releaser.....
413c	630	" Screw Stud.....
*33892	—	" " " 413c with 1560c.....
2923	630	" Spring.....
2826	629	" Thread Guard.....
*14348	—	Tension complete, Nos. 2829, 2923, 7336, 15070, 33892 and two 2921.....
14123	625	Thread Eyelet (side of arm).....
330D	5507	" " Screw.....
2112	629	" Retaining Disc with 2113.....
2113	629	" " " Steady Pin.....
2114	629	" " Spring.....

NO.	PLATE	NAME
2115	629	Thread Retaining Stud.....
460c	5507	" " " Set Screw.....
2111	629	Thread Retainer Guide complete, Nos. 2112, 2114 and 2115.....
7562	624	Thread Take-up Cam with 448c.....
2117	629	" " " Pin.....
448c	5507	" " " Set Screw.....
*7334	624	" " Lever with 1822.....
33350	—	" " " 7334 with 79c....
79c	5508	" " " Hinge Screw.....
1822	5509	" " " Roller and Stud..
2829	629	" " Spring.....
7336	629	" " " Regulator.....
435c	5507	" " " Set Screw.....
14142	627	Throat Plate (deep grooves).....
14310	641	" " (shallow grooves).....
219F	5507	" " Screw.....
14218	638	Trip Lever.....
*14350	—	" " 14218 with 662D and 14084...
24D	5508	" " Hinge Screw.....
14084	626	" " Spring.....
662D	5508	" " " Screw.....
14273	643	Drip Pan with two wood screws 1/2 in. No. 5 R. H. B.....

Genuine Singer Needles and their Containers are marked with the Company's Trade Mark "SIMANCO." 1

Needles in Containers marked "For Singer Machines" are not Singer made needles. 2

**LIST OF PARTS COMPLETE**  
**FOR**  
**MACHINE No. 51-16**

**FOR SNAPPING HAT BINDING 1/2 TO 1 1/4 INCHES WIDE. HAS  
 CLAMP FOR HOLDING THE ENDS OF THE BINDING WHILE  
 BEING SNAPPED OR JOINED.**

NO.	PLATE	NAME
*14283	—	Arm with 283D and 14176.....
2002	629	“ Dowel Pin.....
123E	5507	“ Screw.....
14255	634	“ Shaft.....
21634	5501	“ “ Flanged Bushing.....
437c	629	“ “ “ “ Adjusting Screw.....
1517E	630	Arm Shaft Flanged Bushing Adjusting Screw Nut.....
448c	5507	Arm Shaft Flanged Bushing Set Screw...
1069c	5507	“ “ Screw.....
*14176	—	“ Side Plate.....
283D	630	“ “ “ Thumb Screw.....
12403	629	“ Spool Pin and Thread Eyelet.....
8879	640	“ “ “ Washer (cloth).....
*14276	—	Bed.....
7259	633	“ Leg.....
145D	5507	“ “ Screw.....
14284	5504	Clamp Arm (lower) with 14289.....
79D	5508	“ “ “ Position Screw.....
96D	629	“ “ “ Screw.....
14285	5504	“ “ (upper).....
14286	5505	“ “ “ Lifting Bracket.....
399D	636	“ “ “ “ “ Screw
870F	636	“ “ “ Screw.....
14287	5505	“ Guide.....
658D	5505	“ “ “ Thumb Screw.....
14159	632	“ Lifting Bar.....
14036	628	“ “ “ Bracket with 453c...
453c	5507	“ “ “ “ Set Screw...
69D	5508	“ “ “ Cap Screw.....
263E	5508	“ “ “ Screw Bushing.....
2065	5502	“ “ “ Spring.....
2070	5502	“ “ “ Washer.....
14288	5505	“ “ “ Hook.....
14161	631	“ “ “ Bracket with two 453c.....

NO.	PLATE	NAME
453c	5507	Clamp Lifting Hook Bracket Set Screw..
453c	5507	“ “ “ “ Set Screw.....
3056	626	“ Presser Spring.....
14193	635	“ “ “ “ Adjusting Collar with 191F.....
191F	5507	Clamp Presser Spring Adjusting Collar Set Screw.....
14196	635	Clamp Presser Spring Post.....
1520E	5509	“ “ “ “ Nut.....
14017	629	“ “ “ Washer.....
14289	5505	“ Stop.....
10187	5505	“ Thread Catch.....
240D	5505	“ “ “ Screw.....
14290	—	Clamp complete, Nos. 79D, 240D, 658D, 1520E, 3056, 10187, 14017, 14193, 14196, 14284 to 14287, 14292 and two each 96D, 399D and 870F.....
14311	621	Crank Connecting Rod with 14312, 20198 and two each 175E and 896E.....
777c	5508	Crank Connecting Rod Ball Joint Screw
1518E	630	“ “ “ “ “ “ Nut.....
*14312	—	Crank Connecting Rod Cap (lower)....
175E	5507	“ “ “ “ “ Screw
*20198	—	“ “ “ “ (upper).....
896E	5507	“ “ “ “ “ Screw
14163	621	Face Plate.....
190D	5507	“ “ Screw.....
14291	5501	Feed Regulator with 1906.....
14015	629	“ “ Ball Joint Stud.....
14018	—	Feed Regulator Ball Joint Stud complete, Nos. 1520E and 14015 to 14017.....
14016	629	Feed Regulator Ball Joint Stud Block (two pieces).....
1520E	5509	Feed Regulator Ball Joint Stud Nut
14017	629	“ “ “ “ “ “ Washer.....
859c	630	Feed Regulator Hinge Stud.....
1610c	630	“ “ “ “ Nut.....
14129	631	“ “ “ “ Washer.....
1887	—	“ “ Roller and Screw Stud
1906	630	“ “ “ “ “ “ “
		1887 with 1520E and 14017.....
1520E	5509	Feed Regulator Roller and Screw Stud Nut.....
14017	629	Feed Regulator Roller and Screw Stud Nut Washer.....

NO.	PLATE	NAME
14292	5510	Feed Rock Shaft.....
307c	5507	" " " " Screw Centre.....
1513j	5509	" " " " " Nut.....
14272	637	Needle Bar with 857H.....
14355	—	" " 14272 with 662D and 7713...
14134	631	" " Bushing.....
447c	5507	" " " " Set Screw.....
7283	626	" " Connecting Link with 1012E.
1012E	5507	" " " " Adjusting Screw.....
380c	5507	Needle Bar Connecting Link Hinge Screw
1520E	5509	" " " " " " "
		Nut.....
14271	640	Needle Bar Connecting Stud with 453c..
453c	5507	" " " " Set Screw..
14293	5501	" " Frame.....
246F	5507	" " " " Position Screw.....
577c	5507	Needle Bar Frame Screw Centre (lower)
1517E	630	" " " " " " "
		Nut.....
673F	5507	Needle Bar Frame Screw Centre (upper)
1517D	630	" " " " " " "
		Nut.....
7713	629	Needle Bar Thread Guard.....
662D	5508	" " " " Screw.....
857H	631	" " Set Screw.....
14031	624	Oscillating Rock Shaft with 4784.....
14032	629	" " " " Crank with 460c.
2049	629	" " " " Pin.....
460c	5507	" " " " Set Screw.
4784	5502	" " " " Oil Pad.....
7317	624	" Shaft.....
7318	629	" " Crank with 735c and 1813
2049	629	" " " " Pin.....
1813	5509	" " " " Roller and Stud...
735c	630	" " " " Set Screw.....
66085	5517	Pulley (loose).....
14256	638	" (tight).....
14257	—	Pulley (tight) complete, Nos. 871E, 14256, 14263, 21615 to 21617, 21653 and two 997E.....
23668	5502	Pulley (tight) Pin.....
14258	—	Pulleys complete, Nos. 14257 and 66085
2996	5500	Shuttle Bobbin.....
33941	—	" " Case.....
15140	5500	" " " " Latch.....
2973	5500	" " " " Lever.....

NO.	PLATE	NAME
2974	5500	Shuttle Bobbin Case Latch Lever Fulcrum Pin.....
15141	—	Shuttle Bobbin Case Hinge, Nos. 2973, 2974 and 15140.....
2975	5500	Shuttle Bobbin Case Latch Spring.....
592E	5500	" " " " Stop Screw...
*7553	5500	" " " " Position Finger.....
2523	5500	" " " " " Rivet
24412	5514	" " " " " Plate.....
391j	5514	" " " " " Screw
33942	5515	Shuttle Bobbin Case complete, Nos. 591F, 592E, 2523, 2975, 7553, 15141, 15278 and 33941.....
15728	5500	Shuttle Body.....
591F	5500	" Tension Regulating Screw.....
15278	5515	" " Spring.....
15729	5500	Shuttle, 1½ in. diam., Nos. 2996, 15728 and 33942.....
*15730	—	Shuttle Driver.....
15731	5500	" " 15730 with two 462c.....
2049	629	" " Pin.....
462c	5500	" " Set Screw.....
14046	621	" Pitman.....
14047	622	" " Bell Crank.....
14048	628	" " " " Hinge Pin...
435c	5507	" " " " " " Set Screw.....
375c	636	Shuttle Pitman Hinge Screw.....
1518E	630	" " " " Nut.....
14049	624	" Race Back.....
2532	629	" " " " Position Pin.....
2533	624	" " " " Spring.....
648D	5508	" " " " Screw.....
33943	5514	" " Body.....
33944	—	" " " 33943 with 7326 and two 662D.....
33957	—	Shuttle Race Body 33943 with 24412 and two 391j.....
33945	—	Shuttle Race Body 33944 with two 2532.
33946	—	" " " 33945 with 24412 and two 391j.....
7326	624	Shuttle Race Cap.....
662D	5508	" " " " Screw.....
33947	5514	Shuttle Race complete, Nos. 648D, 2533, 14049 and 33946.....
145D	5507	Shuttle Race Screw.....
14050	621	" " Bracket.....

NO.	PLATE	NAME
14052	—	Shuttle Race Bracket complete, Nos. 7317 7318, 14031, 14032, 14050, 15730 and three 2049.....
14051	630	Shuttle Race Bracket Adjusting Slide
219F	5507	“ “ “ “ “ Screw.....
14026	625	Shuttle Race Bracket Adjusting Slide Steady Pin.....
146D	5507	Shuttle Race Bracket Screw.....
14259	634	Starting Lever.....
14262	—	Starting Lever complete, Nos. 717c, 913c, 1520E, 1638E, 14206, 14259, 14260, 14277, 21645, 21649, 21651, 43583 and two each 159F and 399D.....
14260	640	Starting Lever Belt Shifter.....
159F	5507	“ “ “ “ Set Screw....
14360	5515	“ “ “ “ Shank.....
14261	634	“ “ Bracket.....
4389	640	“ “ “ Dowel Pin.....
123E	5507	“ “ “ Screw.....
21645	630	“ “ Cushion (rawhide).....
399D	636	“ “ “ Screw.....
564C	5507	“ “ Screw Centre.....
1508E	636	“ “ “ Nut.....
14174	631	“ “ Spring.....
717c	5508	“ “ Stop Screw.....
1520E	5509	“ “ “ “ Nut.....
14206	635	“ “ Trip Stud.....
159F	5507	“ “ “ “ Set Screw.....
14294	5503	Stitch Forming Cam, 3 $\frac{1}{8}$ in. diam., 35 teeth, with 14085 and 14186.....
14252	637	Stitch Forming Cam Driver.....
14092	624	“ “ “ “ Cam with two 448c.....
448c	5507	Stitch Forming Cam Driver Cam Set Screw.....
14253	640	Stitch Forming Cam Driver Sliding Block
810D	5507	“ “ “ “ “ “ Cap Screw.....
14186	631	Stitch Forming Cam Oil Tube.....
14216	640	“ “ “ “ Position Collar with two 448c.....
448c	5507	Stitch Forming Cam Position Collar Set Screw.....
14085	625	Stitch Forming Cam Trip Stud.....
14263	638	Stop Cam with 21652.....
43583	637	“ “ Interlocking Rod.....

NO.	PLATE	NAME
21649	626	Stop Cam Interlocking Rod Guide with 1070c.....
1070c	626	Stop Cam Interlocking Rod Guide Set Screw.....
14277	626	Stop Cam Interlocking Rod Guide Washer (rawhide).....
21651	633	Stop Cam Interlocking Rod Guide Spring
913c	5508	“ “ “ “ “ “ Regulating Thumb Screw.....
1638E	5509	Stop Cam Interlocking Rod Guide Spring Regulating Thumb Screw Nut.....
21652	5502	Stop Cam Pin.....
21615	5502	“ “ Spring (long).....
21616	5502	“ “ “ (short).....
21653	633	“ “ “ Cover.....
997E	5507	“ “ “ “ Screw.....
21617	5502	“ “ “ Stop Block.....
871E	631	“ “ “ “ Screw.....
2921	629	Tension Disc.....
1560c	5509	“ Regulating Thumb Nut.....
15070	5502	“ Releaser.....
413c	630	“ Screw Stud.....
*33892	—	“ “ “ 413c with 1560c.....
2923	630	“ Spring.....
2826	629	“ Thread Guard.....
*14348	—	Tension complete, Nos. 2829, 2923, 7336, 15070, 33892 and two 2921.....
14123	625	Thread Eyelet (side of arm).....
330D	5507	“ “ Screw.....
2112	629	“ Retaining Disc with 2113.....
2113	629	“ “ “ Steady Pin.....
2114	629	“ “ Spring.....
2115	629	“ “ Stud.....
460c	5507	“ “ “ Set Screw.....
2111	629	Thread Retainer Guide complete, Nos. 2112, 2114 and 2115.....
7562	624	Thread Take-up Cam with 448c.....
2117	629	“ “ “ Pin.....
448c	5507	“ “ “ Set Screw.....
*7334	624	“ “ Lever with 1822.....
33850	—	“ “ “ 7334 with 79c....
79c	5508	“ “ “ Hinge Screw.....
1822	5509	“ “ “ Roller and Stud..
2829	629	“ “ Spring.....
7336	629	“ “ “ Regulator.....
435c	5507	“ “ “ “ Set Screw

NO.	PLATE	NAME
14295	641	Throat Plate.....
219F	5507	" " Screw.....
14218	638	Trip Lever.....
14350	—	" " 14218 with 662D and 14084....
24D	5508	" " Hinge Screw.....
14084	626	" " Spring.....
662D	5508	" " " Screw.....
14273	643	Drip Pan with two wood screws 1/2 in. No. 5 R. H. B.....

## IRON BASE

NO.	PLATE	NAME
11118	640	Bed Frame Cushion (leather).....
7263	628	" " Hinge (back) Connection....
14008	629	" " " " " Pin
14009	628	" " " " Plate.....
14010	629	" " " " Rivet.....
14007	628	Bed Frame Hinge (back) complete, Nos. 7263, 14008 and 14009.....
14098	628	Bed Frame Hinge (front) Connection....
14008	629	" " " " " Pin
14009	628	" " " " " Plate.....
14010	629	" " " " " Rivet....
14097	628	Bed Frame Hinge (front) complete, Nos. 14008, 14009 and 14098.....
14006	642	Bed Frame with 14007, 14097, four each 11118, 14010 and five wood screws 1/4 in. No. 12.....

## ATTACHMENTS AND ACCESSORIES

NO.	PLATE	NAME
41401	5517	Machine Rest Pin (wood).....
120346	5511	Oiler (copper plated) with 120347.....
120347	5511	" Spout, 9 in. long.....
26026	5511	Screw Driver (machine).....
26485	5511	" " (shuttle tension).....
27070	1165	Shaft Driving Pulley (sectional, grooved) 10 in. diam., 1 3/4 in. bore, with two 597C
597C	5508	Shaft Driving Pulley Clamping Screw....
10875	5511	Wrench for 1518, 1520 and 1611.....
21654	5511	" " 1508 and 1638.....
8909	5511	" " 1513, 1517 and 1610.....

## CLAMP

### FOR FINISHING ENDS OF CORSETS FOR NO. 51-9 MACHINE

NO.	PLATE	NAME
14301	5504	Clamp Arm (lower).....
79D	5508	" " " Position Screw.....
96D	629	" " " Screw.....
14302	5504	" " (upper).....
14286	5505	" " " Lifting Bracket....
399D	636	" " " " " Screw
14303	5505	" " " Plate.....
15951	5505	" " " Hinge Pin....
870E	636	" " " Screw.....
14304	5505	" Guide (back).....
658D	5505	" " " Thumb Screw.....
14305	5505	" " (side).....
658D	5505	" " " Thumb Screw.....
14159	632	" Lifting Bar.....
69D	5508	" " " Cap Screw.....
2065	5502	" " " Spring.....
14160	631	" " Hook.....
14161	631	" " " Bracket with two 453C
453C	5507	" " " " Set Screw..
453C	5507	" " " Set Screw.....
3056	626	" Pressure Spring.....
14193	635	" " " Adjusting Collar with 191F.....
191F	5507	Clamp Pressure Spring Adjusting Collar Set Screw.....
14196	635	Clamp Pressure Spring Post.....
1520E	5509	" " " " Nut.....
14017	629	" " " Washer.....
14306	—	Clamp complete, Nos. 79D, 1520E, 3056, 14017, 14193, 14196, 14286, 14301 to 14305, 14307, 15951 and two each 96D, 399D, 658D and 870F.....
14309	5501	Feed Regulator with 1906.....
1887	—	" " Roller and Screw Stud
1906	630	" " " " " "
		1887 with 1520E and 14017.....
1520E	5509	Feed Regulator Roller and Screw Stud Nut.....
14017	629	Feed Regulator Roller and Screw Stud Nut Washer.....
14307	5510	Feed Rock Shaft.....
14308	641	Throat Plate.....

## BOBBIN WINDER

(SWINGING AUTOMATIC, RIGHT HAND)

FOR 2996

NO.	PLATE	NAME
27540	5512	Base.....
15072	5502	Bobbin Position Pin.....
27302	5512	Frame.....
50356D	5509	" Hinge Screw.....
1620J	5509	" " " Nut.....
27303	5502	" Spring.....
27541	5512	Pulley.....
27538	5512	Spindle with 15072.....
27323	5512	Spool Pin.....
27324	5512	" Stand.....
27325	5512	Spool Stand complete, Nos. 418E, 1562J, 10141, 11241, 27323, 27324, 34358, two each 2455 and wood screws 1 in. No. 10
11241	5512	Spool Washer (cloth).....
27312	5512	Stop Latch.....
35D	5508	" " Hinge Screw.....
2455	5502	Tension Disc.....
1562J	5502	" Regulating Thumb Nut.....
418E	5502	" Screw Stud.....
10141	5502	" Spring.....
34358	5515	" Thread Guide.....
27647	5512	Bobbin Winder, Nos. 35D, 1620J, 27302, 27303, 27312, 27538, 27540, 27541, 50356D and two wood screws 1 in. No. 7
27663	—	Bobbin Winder (swinging automatic, right hand) complete, Nos. 27325 and 27647.....

## BOBBIN WINDER

(SWINGING AUTOMATIC, LEFT HAND)

FOR 2996

NO.	PLATE	NAME
41598	5517	Base with 27916 and two 28084.....
1186C	5515	" Screw.....
15072	5502	Bobbin Position Pin.....
27916	5515	Brake (leather).....
28084	5515	" Rivet.....

## BOBBIN WINDER

NO.	PLATE	NAME
27321	5516	Frame.....
50356D	5509	" Hinge Screw.....
1620J	5509	" " " Nut.....
41825	5515	" Spring.....
60901	5518	Pulley with 155c.....
155c	5515	" Set Screw.....
27538	5512	Spindle with 15072.....
27328	5515	Stop Latch.....
35D	5508	" " Hinge Screw.....
60769	—	Tension Bracket.....
60770	5516	Tension Bracket complete, Nos. 419E, 1562J, 8422, 9780, 43808, 60769 and two 2455.....
60902	5516	Tension Bracket Plate with 7729.....
7729	5516	" " " Pin.....
50058D	5515	" " " Screw.....
9780	5516	" " Position Stud.....
50058D	5515	" " Screw.....
2455	5502	" Disc.....
1562J	5502	" Regulating Thumb Nut.....
43808	5516	" Spring.....
419E	5516	" Screw Stud.....
8422	5516	" Thread Guide.....
60903	5518	Bobbin Winder, Nos. 35D, 1620J, 27321, 27328, 27538, 41598, 41825, 50356D and 60901.....
60904	—	Bobbin Winder (swinging automatic, left hand) complete for 51-1 to 51-4 and 51-6 to 51-8 Machines, Nos. 50058D, 60770, 60903 and two 1186c.....
60905	—	Bobbin Winder (swinging automatic, left hand) complete for 51-9 to 51-11, 51-15 and 51-16 Machines, Nos. 60770, 60902, 60903, and two each 1186c and 50058D

## STAND

ROCKING TREADLE—TRANSVERSE BAND WHEEL

NO.	PLATE	NAME
25180	644	Band Wheel, 18 in. diam., with 863c....
25153	644	" " Bracket with two each 865C and 1614R.....
51076R	636	Band Wheel Bracket Bolt with 51578R....
51578R	636	" " " " Nut.....
9280	636	" " " " Washer.....

## STAND

NO.	PLATE	NAME
25154	644	Band Wheel Crank (double).....
865c	636	“ “ “ Screw Centre.....
1614r	5509	“ “ “ “ Nut....
863c	636	“ “ Set Screw.....
25155	—	Belt, size ¼ in., length 77¼ in., with 25127.....
25127	636	Belt Hook.....
25156	644	Brace with 436c, 25145 and two each 865c and 1614r.....
534r	5508	Brace Bolt with 1510r.....
1510r	5509	“ “ Nut.....
25387	644	Leg.....
25383	—	Pitman Adjusting Block.....
558r	5508	“ “ Screw.....
1775r	3845	“ “ “ Nut.....
25075	636	“ “ “ Washer.....
25158	644	Pitman (adjustable) complete with two each 558r, 1775r, 25075 and 25383....
25160	636	Pitman Ball Joint Stud.....
14269	637	Starting Lever Handle with 507d, for 14259.....
507d	5508	Starting Lever Handle Bolt with 1515E..
1515E	5509	“ “ “ “ Nut.....
25161	644	Treadle Body.....
25145	633	“ “ Centre.....
436c	5507	“ “ “ Set Screw.....
865c	636	“ “ Screw Centre.....
1614r	5509	“ “ “ “ Nut.....
25146	644	“ Foot Rest.....
297c	5507	“ “ “ Screw Centre.....
46629	—	“ “ “ “ “ 297c with 1507r.....
1507r	5509	Treadle Foot Rest Screw Centre Nut....
25086	644	Wrench for 1507, 1510, 1515, 1614 and 51578.....
25229	—	Stand (iron work) complete, Nos. 25086, 25153, 25154, 25156, 25180, two each 25146, 25158, 25160, 25161, 25387 and four each 534r, 9280, 46629 and 51076r

## STAND 25291

FOR ⅓ H. P. ELECTRIC TRANSMITTER

OBSOLETE

NO.	PLATE	NAME
46673	7241	Brace.....
51009r	3842	“ Bolt with 51571r.....
51571r	5515	“ “ Nut.....
9281r	3845	“ “ “ Washer.....
46674	7241	Leg.....
46675	7241	“ Brace.....
51088r	3842	“ “ Bolt (lower) with 51581r....
51581r	5515	“ “ “ Nut.....
67425	3845	“ “ “ “ “ Lock Washer
2018r	3845	“ “ “ “ “ Washer.....
51083r	3842	“ “ “ (upper) with 51581r....
51581r	5515	“ “ “ “ Nut.....
67425	3845	“ “ “ “ “ Lock Washer
9842r	3845	“ “ “ “ “ Washer.....
46676	5517	“ “ Bracket (left).....
46677	5517	“ “ “ (right).....
51009r	3842	“ “ “ Bolt with 51571r....
51571r	5515	“ “ “ “ Nut.....
9281r	3845	“ “ “ “ “ Washer.....
46683	7241	Treadle Support.....
51009r	3842	“ “ Bolt with 51571r....
51571r	5515	“ “ “ Nut.....
9281r	3845	“ “ “ “ Washer.....
25291	—	Stand (iron work) complete, Nos. 46673, 46676, 46677, 46683, two each 2018r, 9842r, 46674, 46675, 51083r, 51088r, four 67425 and eight each 9281r and 51009r.....

## STAND 25297

FOR SINGER INDIVIDUAL AND 1600 SERIES MOTORS

NO.	PLATE	NAME
126508	9090	Leg.....
51057r	3842	“ Bolt with 1522E.....
1522E	3845	“ “ Nut.....
126509	5515	“ “ “ Socket Washer.....
12620	3845	“ “ Washer.....
46707	9090	“ Brace with wood screw 1 in. No. 16..



NO.	PLATE	NAME
126530	9090	Leg Cross Member, 15½ in. long.....
51057R	3842	" " " Bolt with 1522E...
1522E	3845	" " " " Nut.....
126509	5515	" " " " " Socket Washer.....
12620	3845	Leg Cross Member Bolt Washer.....
126758	—	Leg with Rail complete, Nos. 126530, 126532, two 126508, three 12620 and four each 51057R and 126509.....
126532	9090	Rail, 16, in. long.....
51057R	3842	" Bolt with 1522E.....
1522E	3845	" " Nut.....
126509	5515	" " " Socket Washer.....
12620	3845	" " Washer.....
46711	9090	Treadle Support.....
50297R	3842	" " Bolt with 1522E.....
46712	—	" " " 50297R with 12620 and 46713.....
1522E	3845	Treadle Support Bolt Nut.....
46713	5517	" " " Packing.....
12620	3845	" " " Washer.....
25297	—	Stand (steel work) complete, Nos. 46711 and two each 46707, 46712 and 126758

## FOOT LIFTER PARTS

NO.	PLATE	NAME
14143	632	Bell Crank (back).....
14162	631	" " " Bushing.....
14112	630	" " (front).....
25D	5508	" " " Hinge Screw.....
14139	632	" " Connection.....
1611E	630	" " " Lock Nut.....
14113	630	" " " Stud.....
1520E	5509	" " " " Nut.....
14017	629	" " " " " Washer
5670	—	Chain, length 26 in. to 35 in., with 56864 and 56865.....

NOTE: When ordering 5670 give length required.

56864	5515	Chain Hook (large).....
56865	5515	" " (small).....
14144	633	Pitman.....
14209	634	Treadle.....
7585	633	" Shaft.....
14357	634	" Stand.....
14358	634	Treadle complete, Nos. 7585, 14209, 14357 and two wood screws ¼ in. No. 12....

## KNEE LIFTER PARTS

FOR STAND No. 25229

NO.	PLATE	NAME
14143	632	Bell Crank (back).....
14162	631	" " " Bushing.....
14112	630	" " (front).....
25D	5508	" " " Hinge Screw.....
14139	632	" " Connection.....
1611E	630	" " " Lock Nut.....
14113	630	" " " Stud.....
1520E	5509	" " " " Nut.....
14017	629	" " " " " Washer
14224	—	Chain, length 10¼ in., with 56864.....
56864	5515	" Hook.....
7124	5510	Rock Shaft.....
12242	5510	" " Hanger with two wood screws 1 in. No. 10.....
14225	5510	Rock Shaft Knee Arm.....
2766	5510	" " " " Hub with 356c....
356C	5508	" " " " " Set Screw....
14226	—	Rock Shaft Knee Arm complete, Nos. 2766, 2767 and 14225.....
2767	5510	Rock Shaft Knee Plate with 356c.....
356C	5508	" " " " " Set Screw.....
6337	5510	" " " " Lifting Bracket with two 356c.....
14227	5510	" " " " Hook.....
356C	5508	" " " " " Set Screw.....
356C	5508	" " " " " Set Screw....
8059	5510	" " Spring.....
28012	5510	" " " Screw Eye.....
2770	5510	" " " Stop Dog with 356c.....
356C	5508	" " " " " Set Screw.....
14228	5510	Rock Shaft complete, Nos. 2770, 6337, 7124, 8059, 14226, 14227, 28012 and two 12242.....

## STARTING TREADLE PARTS

NO.	PLATE	NAME
6439	—	Chain, length 36 in. to 45 in., with 56864 and 56865.....

NOTE: When ordering 6439 give length required.

56864	5515	Chain Hook (large).....
56865	5515	" " (small).....

NO.	PLATE	NAME
14209	634	Treadle.....
7585	633	" Shaft.....
14357	634	" Stand.....
14358	634	Treadle complete, Nos. 7585, 14209, 14357 and two wood screws 1¼ in. No. 12

## TABLE BELT GUIDE

NO.	PLATE	NAME
14229	642	Bracket with 448c.....
14230	642	Pulley.....
126928	—	" Shaft.....
14231	633	" " 126928 with 858c.....
858c	5507	" " Plug Screw.....
448c	5507	" " Set Screw.....
14232	642	Table Belt Guide complete, Nos. 14229 to 14231 and four wood screws 1¼ in. No. 10 R. H. B.....

## THREAD UNWINDER

### FOR ONE LARGE SPOOL

NO.	PLATE	NAME
27623	643	Spool Pin.....
27624	643	" Rest.....
41514	643	" Weight, 4 in. diam., with 41515....
41515	628	" " Centre Pin.....
27625	643	Thread Eyelet Rod.....
27626	643	" " Wire.....
27627	—	Thread Eyelet complete, Nos. 27625 and 27626.....
*60657	—	Thread Unwinder, Nos. 27623, 27624 and 27627.....
27628	643	Thread Unwinder complete, Nos. 41514, 60657 and two wood screws 1¼ in. No. 10.....

## OBSOLETE PARTS

NO.	PLATE	NAME
*14001	—	Arm with 283D and 14004, for 51-1 to 51-4, 51-6 and 51-7 Machines.....
14002	621	Arm Shaft.....
14215	634	" ".....
14235	634	" " for 14240.....
14003	622	" " Flanged Bushing.....
144D	5507	" " Screw.....

NO.	PLATE	NAME
1028D	5508	Arm Shaft Screw.....
*14004	—	" Side Plate.....
*14005	—	Bed.....
14149	632	Clamp Arm (lower, left) for 14157, 14198 and 14267.....
14148	632	Clamp Arm (lower, right) for 14157, 14198 and 14267.....
14150	632	Clamp Arm (upper, left) with 1810, for 14157 and 14198.....
14266	637	Clamp Arm (upper, left) with 1810, for 14267.....
14151	632	Clamp Arm (upper, right) with 1810, for 14157 and 14198.....
14265	637	Clamp Arm (upper, right) with 1810, for 14267.....
14154	632	Clamp Arm (upper) Spring (left) for 14157
14153	632	" " " " (right) for 14157
14155	631	" " " " Stop Pin for 14157.....
14156	632	Clamp Lever for 14157, 14198 and 14267
76c	5508	" " Hinge Screw for 14157 and 14198.....
857D	631	Clamp Lever Stop Screw for 14157, 14198 and 14267.....
14191	635	Clamp Supporting Bracket for 14157....
176D	5507	" " " Screw for 14157
14157	—	Clamp complete, for 51-6 Machine, Nos. 76c, 857D, 2818, 14148 to 14156, 14158, 14188, 14191, two each 96D, 176D, 870F and four 399D, use 14198.....
14198	—	Clamp complete, for 51-6 Machine, Nos. 76c, 857D, 1520E, 2818, 3056, 14148 to 14152, 14156, 14188, 14193, 14194, 14197, 14199, 14337, 15588, two each 96D, 870F and four 399D.....
14267	—	Clamp complete, for 51-6 Machine Nos. 63D, 857D, 1520E, 2818, 3056, 14148, 14149, 14152, 14156, 14188, 14193, 14194, 14197, 14199, 14265, 14266, 14337, 15588, two each 96D, 870F and four 399D, use 14338.....
216D	629	Clamp Lifting Bar Cap Screw for 51-6 Machine.....
14011	—	Crank Connecting Rod with 14012, 14013 and two each 175E and 896E, use 14311
*14012	—	Crank Connecting Rod Cap (lower) for 14011.....

NO.	PLATE	NAME
*14013	—	Crank Connecting Rod Cap (upper) for 14011.....
14020	625	Feeding Foot (left) with teeth.....
14021	625	" " (right) with teeth.....
14241	640	" " (left) for 14243.....
14242	640	" " (right) for 14243.....
14243	—	Feeding Foot with Hinge Bracket complete for 51-10 Machine, Nos. 14022, 14023, 14241, 14242, 14270 and two each 14024 and 14026.....
14158	621	Feed Rock Shaft for 14157.....
307c	5507	" " " Screw Centre for 51-1 to 51-4 and 51-6 to 51-8 Machines....
1507r	5509	Feed Rock Shaft Screw Centre Nut for 51-1 to 51-4 and 51-6 to 51-8 Machines.
14027	—	Needle Bar, use 7712.....
7712	622	" " with 857H.....
14028	622	" " Frame for 679c.....
6533	629	" " " Driving Lever Shaft Collar with 460c.....
460c	5507	Needle Bar Frame Driving Lever Shaft Collar Set Screw.....
679c	640	Needle Bar Frame Pitman Ball Joint Screw.....
14033	—	Oscillating Shaft, use 7317.....
14034	—	" " Crank with 1813, use 7318.....
14035	622	Presser Bar, use 14249.....
14037	625	" " Lifting Bell Crank.....
14111	623	" " " Connection for 14189.....
14038	622	" " " " (bell crank end) for 14041.....
14039	629	Presser Bar Lifting Connection Coupling for 14041.....
1611E	630	Presser Bar Lifting Connection Lock Nut for 14041 and 14189.....
14041	—	Presser Bar Lifting Connection complete, Nos. 14038 to 14040 and two 1611E....
14189	—	Presser Bar Lifting Connection complete, Nos. 1520E, 14017, 14111 to 14113 and two 1611E.....
3056	626	Pressure Spring.....
14042	626	" " Adjusting Collar with 191c, for 14041 and 14189.....
191c	5507	Pressure Spring Adjusting Collar Set Screw.....
8800	635	Pressure Spring Washer.....

NO.	PLATE	NAME
14043	621	Pulley (loose).....
14164	633	" " .....
14236	5501	" " for 14240.....
21638	5501	" " " 14258, use 66085.....
14044	626	" " Washer, use 41165.....
14165	631	" " " .....
14237	640	" " " for 1028b.....
14222	5502	" " " Steady Pin for 14166 14213 and 14238.....
14045	621	Pulley (tight) for 14125.....
14125	—	" " 14045 with 445c, 832c, 14072 and two 14073.....
832c	630	Pulley (tight) Position Screw.....
445c	5507	" " Set Screw for 14125.....
437c	629	" " " " " 14167 and 14200.....
14166	633	Pulley (tight) with 14222, for 14167.....
14167	—	" " 14166 with 437c, 832c, 871E, 14169, 14172, 14173, two 14171 and three 398E.....
14213	638	Pulley (tight) with 14222, for 14200.....
14200	—	" " 14213 with 1437c, 832c, 871E, 14169, 14172, 14203, two 14171 and three 398E.....
14238	5501	Pulley (tight) with 14222, for 14239.....
14239	—	" " 14238 with 871E, 14169, 14172, 14203, 21615 to 21617, two 895c and three 398E, for 14240.....
14240	—	Pulleys complete, Nos. 14236 and 14239..
15727	5500	Shuttle Bobbin Case complete, for 15729, Nos. 591F, 592E, 2523, 2975, 7553, 15098 and 15141, use 33942.....
15098	5500	Shuttle Tension Spring for 15727.....
7323	—	" Race Body for 7322, use 33957...
7322	624	Shuttle Race complete, Nos. 648b, 2533, 7323, 7326, 14049 and two each 662b and 2532, use 33947.....
12189	623	Starting Crank.....
14223	637	" " Handle with 1518E (Knee Lifter).....
1518E	630	Starting Crank Handle Nut.....
2022	629	" " Pin.....
12234	628	Starting Crank Shaft.....
14053	621	" " " Bracket with 111F8.....
2022	629	" " " Dowel Pin.....
649E	630	" " " " Screw.....
14054	622	" " Spring (1 in. coil).....

NO.	PLATE	NAME
14146	—	Starting Crank Spring ( $\frac{3}{4}$ in. coil) use 14054.....
14055	628	Starting Escapement Crank for 14122.....
14056	629	“ “ “ Pawl for 14122.....
11118	640	“ “ “ “ Cushion (leather) for 14053.....
14057	629	Starting Escapement Crank Pawl Hinge Pin for 14122.....
14058	636	Starting Escapement Crank Pawl Spring for 14122.....
14122	—	Starting Escapement Crank complete, Nos. 14055 to 14058.....
14059	621	Starting Lever for 14145.....
14145	—	Starting Lever complete, Nos. 124c, 159F, 175F, 446c, 833F, 1518E, 1520E, 10195, 14059, 14074, 14076 to 14079 and 14083.....
14201	634	Starting Lever for 14202.....
14202	—	“ “ 14201 with 124c, 446c, 1518E, 14204, 14206, 14207 and two 159F.....
124c	5508	Starting Lever Adjusting Screw for 14145 and 14202.....
1518E	630	Starting Lever Adjusting Screw Nut.....
14207	635	“ “ Belt Shifter for 14202.....
14060	621	“ “ Bracket.....
14061	5502	“ “ Cushion (rawhide).....
190D	5507	“ “ “ Screw.....
14062	630	“ “ Hinge Pin.....
446c	5507	“ “ “ “ Set Screw for 14145 and 14202.....
14063	626	Starting Lever Spring.....
14147	636	“ “ “ “.....
14064	622	“ Rod.....
14065	626	“ “ Collar with 832c and 1517E.....
832c	630	“ “ “ “ Set Screw.....
1517E	630	“ “ “ “ “ Lock Nut.....
14066	622	“ “ Spring.....
14180	632	Stitch Forming Cam. $3\frac{1}{8}$ in. diam., 45 teeth, with 14085 and 14186, for 51-10 Machine, use 14254.....
14091	624	Stitch Forming Cam Driver for 51-3 Machine.....
14068	624	Stitch Forming Cam Driver for 51-1, 51-2, 51-4, 51-6 and 51-7 Machines.....
14181	632	Stitch Forming Cam Driver for 51-10 and 51-15 Machines.....

NO.	PLATE	NAME
14071	624	Stitch Forming Cam Position Collar with 448c.....
3012	629	Stitch Forming Cam Position Collar Pin.....
14072	626	Stop Cam for 14125.....
14173	631	“ “ with 14208, for 14167.....
14203	635	“ “ “ “ “ 14204, for 14200 and 14239.....
14169	624	Stop Cam Collar for 14167, 14200 and 14239.....
14204	633	Stop Cam Interlocking Lever for 14202.....
21648	—	“ “ “ “ Rod for 14262, use 43583.....
14170	631	Stop Cam Pin.....
14208	635	“ “ “ for 14173 and 14203.....
14073	5502	“ “ Rivet for 14125.....
14171	631	“ “ Spring for 14167 and 14200.....
14172	633	“ “ “ “ Cover for 14167, 14200 and 14239.....
398E	5508	Stop Cam Spring Cover Screw for 14167, 14200 and 14239.....
14074	621	Stop Fork for 14145.....
14075	629	“ “ Belt Shifter.....
175F	5507	“ “ “ “ Set Screw for 14145.....
833F	5508	“ “ Hinge Screw for 14145.....
1520E	5509	“ “ “ “ Nut for 14145.....
10195	626	“ “ Spring for 14145.....
14076	622	“ Reverse Pawl for 14145.....
14077	626	“ “ Hinge Rivet for 14145.....
14078	626	“ “ “ Spring for 14145.....
14079	629	“ “ “ Stop Pin for 14145.....
10857	642	Table Belt Guide Bracket with 448c, for 14096 and 14221.....
14095	642	Table Belt Guide Pulley (loose) for 14096 and 14221.....
10858	628	Table Belt Guide Pulley (loose) Shaft for 14096 and 14127.....
448c	5507	Table Belt Guide Pulley (loose) Shaft Set Screw.....
14096	642	Table Belt Guide complete, Nos. 10857, 10858 and 14095, use 14232.....
14126	621	Table Belt Guide Bracket for 14127.....
14128	621	“ “ “ Pulley (tight) with 448c, for 14127.....
448c	5507	Table Belt Guide Pulley (tight) Set Screw.....
14127	621	Table Belt Guide complete, Nos. 10858, 14126 and 14128, use 14232.....

NO.	PLATE	NAME
14220	637	Table Belt Guide Pulley (loose) Shaft for 14221.....
14221	—	Table Belt Guide complete, Nos. 10857, 14095 and 14220, use 14232.....
27636	1165	Treadle for 27642.....
9082	5502	" Bearing Cotter Pin for 27642....
2876	634	" Connection (lower) for 14107....
14081	634	" " (upper) for 14107....
9079	623	" " Clamp with 354c, for 14107.....
354c	630	Treadle Connection Clamp Screw.....
14107	634	Treadle Pitman complete, Nos. 2876, 9079 and 14081, use 14233.....
27637	621	Treadle Pitman Rod (lower) for 14233..
27638	628	" " " " Spring for 14233.....
14081	621	Treadle Pitman Rod (upper) for 14233...
9079	623	" " " Clamp with 354c, for 14233.....
354c	630	Treadle Pitman Rod Clamp Screw.....
2878	1165	" Stand for 27642.....
2762	636	" Stop Collar with 362f, for 14233
362f	5508	" " " Set Screw.....
6055	—	" " " Washer.....
14233	621	Treadle Pitman complete for 14234, Nos. 2762, 6055, 14081, 27637, 27638 and two 9079.....
27642	—	Treadle complete, for 14234, Nos. 2878, 9082, 27636 and four wood screws 1 in. No. 16.....
14234	—	Treadle and Pitman complete, Nos. 14233 and 27642.....
14082	622	Trip Lever.....
14187	633	" ".....
14093	622	" " for 51-3 Machine.....
14083	622	" " Latch for 14145.....
159f	5507	" " Screw.....
133f	5507	" " Stop Screw.....
1550h	630	" " " " Nut.....

## NUMERICAL LIST OF PARTS

NO.	PLATE	NAME
24d	5508	Trip Lever Hinge Screw.....
25d	5508	Bell Crank (front) Hinge Screw (Foot and Knee Lifters).....
35d	5508	Bobbin Winder Stop Latch Hinge Screw for 27647 and 60903.....
63d	5508	Clamp Lever Hinge Screw for 14267 and 14338.....
69d	5508	Clamp Lifting Bar Cap Screw for 51-6 and 51-16 Machines and 14306.....
76c	5508	Clamp Lever Hinge Screw for 14157 and 14198, obsolete.....
79d	5508	Clamp Arm (lower) Position Screw for 14290 and 14306.....
79c	5508	Thread Take-up Lever Hinge Screw for 33850.....
96d	629	Clamp Arm (lower) Screw for 14157, 14198, 14267, 14290, 14306 and 14338
123e	5507	Arm Screw.....
123e	5507	Starting Lever Bracket Screw.....
124c	5508	" " Adjusting Screw for 14145 and 14202, obsolete.....
133f	5507	Trip Lever Stop Screw, obsolete.....
144d	5507	Arm Shaft Screw, obsolete.....
145d	5507	Shuttle Race Screw.....
146d	5507	" " Bracket Screw.....
155c	5515	Bobbin Winder Pulley Set Screw for 60901
159f	5507	Starting Lever Belt Shifter Set Screw for 14202 and 14262.....
159f	5507	Starting Lever Trip Stud Set Screw for 14202 and 14262.....
159f	5507	Trip Lever Latch Screw for 14083, obsolete.....
175e	5507	Crank Connecting Rod Cap (lower) Screw
175f	5507	Stop Fork Belt Shifter Set Screw for 14145, obsolete.....
176d	5507	Clamp Supporting Bracket Screw for 14157, obsolete.....
187d	5509	Needle Bar Frame Pitman Cap Screw for 14247.....
190d	5507	Face Plate Screw.....
190d	5507	Starting Lever Cushion Screw, obsolete
191f	5507	Clamp Pressure Spring Adjusting Collar Set Screw for 14193.....

NO. PLATE	NAME
191c 5507	Feed Rock Shaft Plate Screw for 51-1, 51-2 51-4, 51-7, 51-8 and 51-15 Machines...
191c 5507	Pressure Spring Adjusting Collar Set Screw for 14042, obsolete.
196f 5507	Needle Bar Frame Pitman Cap Screw for 14029 and 14136.
207f 5507	Needle Bar Frame Driving Lever Shaft Collar Set Screw for 21509.
209f 5507	Needle Bar Frame Driving Lever Set Screw for 14030, 14179 and 14190.
216d 629	Clamp Lifting Bar Cap Screw for 51-6 Machine, obsolete.
219f 5507	Shuttle Race Bracket Adjusting Slide Screw.
219f 5507	Throat Plate Screw.
240d 5505	Clamp Thread Catch Screw for 14290.
246f 5507	Needle Bar Frame Position Screw for 51-16 Machine.
263e 5508	Clamp Lifting Bar Screw Bushing for 51-6 and 51-16 Machines.
263e 5508	Pressure Regulating Thumb Screw for 51-1 to 51-4, 51-7 to 51-11 and 51-15 Ma- chines.
283d 630	Arm Side Plate Thumb Screw for 14001, 14175, 14274 and 14283.
297c 5507	Treadle Foot Rest Screw Centre for 46629
307c 5507	Feed Rock Shaft Screw Centre for 51-9 to 51-11, 51-15 and 51-16 Machines, and obsolete for 51-1 to 51-4 and 51-6 to 51-8 Machines.
307c 5507	Feed Rock Shaft Screw Centre (front) for 51-1 to 51-4 and 51-6 to 51-8 Machines
327e 5507	Bed Leg Screw.
330d 5507	Thread Eyelet Screw.
354c 630	Treadle Connection Clamp Screw for 9079, obsolete.
354c 630	Treadle Pitman Rod Clamp Screw for 9079, obsolete.
356c 5508	Rock Shaft Knee Arm Hub Set Screw for 2766.
356c 5508	Rock Shaft Knee Plate Set Screw for 2767
356c 5508	" " Lifting Bracket Hook Set Screw for 6337.
356c 5508	Rock Shaft Lifting Bracket Set Screw for 6337.
356c 5508	Rock Shaft Stop Dog Set Screw for 2770

NO. PLATE	NAME
362f 5508	Treadle Stop Collar Set Screw for 2762, obsolete.
375c 636	Shuttle Pitman Hinge Screw.
380c 5507	Needle Bar Connecting Link Hinge Screw
387f 5507	" " Frame Regulator Plate Screw for 14245.
391j 5514	Shuttle Bobbin Case Position Plate Screw for 33944 and 33957.
392f 5507	Feed Rock Shaft Cap Screw for 14130.
398e 5508	Stop Cam Spring Cover Screw for 14167, 14200 and 14239, obsolete.
399d 636	Clamp Arm (upper) Lifting Bracket Screw for 14157, 14198, 14267, 14290, 14306 and 14338.
399d 636	Starting Lever Cushion Screw for 14262.
413c 630	Tension Screw Stud for 33892.
418e 5502	Bobbin Winder Tension Screw Stud for 27325.
419e 5516	Bobbin Winder Tension Screw Stud for 60770.
435c 5507	Shuttle Pitman Bell Crank Hinge Pin Set Screw.
435c 5507	Thread Take-up Spring Regulator Set Screw.
436c 5507	Treadle Body Centre Set Screw for 25156
437c 629	Arm Shaft Flanged Bushing Adjusting Screw.
437c 629	Pulley (tight) Set Screw for 14167 and 14200, obsolete.
445c 5507	Pulley (tight) Set Screw for 14125, obsolete
446c 5507	Starting Lever Hinge Pin Set Screw for 14145 and 14202, obsolete.
447c 5507	Needle Bar Bushing Set Screw for 51-15 and 51-16 Machines.
448c 5507	Arm Shaft Flanged Bushing Set Screw.
448c 5507	Stitch Forming Cam Driver Cam Set Screw for 14069, 14089, 14092 and 14182.
448c 5507	Stitch Forming Cam Position Collar Set Screw for 14071 and 14216.
448c 5507	Table Belt Guide Pulley Shaft Set Screw for 14229.
448c 5507	Table Belt Guide Pulley (loose) Shaft Set Screw for 14128, obsolete.
448c 5507	Table Belt Guide Pulley (tight) Set Screw for 14128, obsolete.

NO. PLATE	NAME
448c 5507	Thread Take-up Cam Set Screw for 7562
453c 5507	Clamp Lifting Bar Bracket Set Screw for 14036.....
453c 5507	Clamp Lifting Hook Bracket Set Screw for 14161.....
453c 5507	Clamp Lifting Hook Set Screw for 14161
453c 5507	Feeding Foot Lifting Bracket Set Screw for 14025 and 14281.....
453c 5507	Needle Bar Connecting Stud Set Screw for 14271.....
453c 5507	Presser Bar Lifting Bracket Set Screw for 14036.....
460c 5507	Needle Bar Frame Driving Lever Shaft Collar Set Screw for 6533, obsolete....
460c 5507	Oscillating Rock Shaft Crank Set Screw for 14032.....
460c 5507	Thread Retaining Stud Set Screw.....
462c 5500	Shuttle Driver Set Screw for 15731.....
507d 5508	Starting Lever Handle Bolt with 1515E for 14269.....
534R 5508	Brace Bolt with 1510R, for 25229.....
558R 5508	Pitman Adjusting Screw for 25158.....
564c 5507	Starting Lever Screw Centre.....
577c 5507	Needle Bar Frame Screw Centre (lower)
591F 5500	Shuttle Tension Regulating Screw for 15727 and 33942.....
592E 5500	Shuttle Bobbin Case Latch Stop Screw for 15727 and 33942.....
597c 5508	Shaft Driving Pulley Clamping Screw for 27070.....
646F 5507	Needle Bar Frame Pitman Hinge Screw for 51-15 Machine.....
648d 5508	Shuttle Race Back Spring Screw for 7322 and 33947.....
649E 630	Starting Crank Shaft Bracket Screw, obsolete.....
658d 5505	Clamp Guide Thumb Screw for 14290....
658d 5505	“ “ (back) Thumb Screw for 14306.....
658d 5505	Clamp Guide (side) Thumb Screw for 14306.....
662d 5508	Needle Bar Thread Guard Screw for 14355
662d 5508	Shuttle Race Cap Screw for 7322 and 33944.....
662d 5508	Trip Lever Spring Screw for 14331, 14350 and 14351.....

NO. PLATE	NAME
673F 5507	Needle Bar Frame Screw Centre (upper)
679c 640	“ “ “ Pitman Ball Joint Screw, obsolete.....
717c 5508	Starting Lever Stop Screw for 14262.....
735F 630	Needle Bar Thread Guard Screw for 14133
735c 630	Oscillating Shaft Crank Set Screw for 7318
777c 5508	Crank Connecting Rod Ball Joint Screw
810d 5507	Stitch Forming Cam Driver Sliding Block Cap Screw.....
832c 630	Pulley (tight) Position Screw for 14125, 14167 and 14200, obsolete.....
832c 630	Starting Rod Collar Set Screw for 14065, obsolete.....
833F 5508	Stop Fork Hinge Screw for 14145, obsolete
849c 631	Needle Bar Frame Pitman Ball Joint Screw (front) for 51-1 to 51-4 and 51-6 to 51-11 Machines.....
857H 631	Needle Set Screw for 7712, 14133 and 14272.....
857D 631	Clamp Lever Stop Screw for 14157, 14198 and 14267, obsolete.....
858c 5507	Table Belt Guide Pulley Shaft Plug Screw for 14231.....
859c 630	Feed Regulator Hinge Stud.....
863c 636	Band Wheel Set Screw for 25180.....
865c 636	“ “ Crank Screw Centre for 25153
865c 636	Treadle Body Screw Centre for 25156....
870F 636	Clamp Arm (upper) Screw for 14157, 14198, 14267, 14290, 14306 and 14338
871E 631	Stop Cam Spring Stop Screw for 14167, 14200, 14239 and 14257.....
896E 5507	Crank Connecting Rod Cap (upper) Screw
913c 5508	Stop Cam Interlocking Rod Spring Regulating Thumb Screw for 14262.....
997E 5507	Stop Cam Spring Cover Screw for 14257
1012E 5507	Needle Bar Connecting Link Adjusting Screw for 7283 and 15758.....
1028d 5508	Arm Shaft Screw, obsolete.....
1069d 5507	“ “ “ .....
1070c 626	Stop Cam Interlocking Rod Guide Set Screw for 21649.....
1109c 5508	Needle Bar Frame Pitman Ball Joint Screw (eccentric, back) for 51-1 to 51-4 and 51-6 to 51-11 Machines.....
1109c 5508	Needle Bar Frame Pitman Ball Joint Screw (eccentric) for 51-15 Machine...

NO.	PLATE	NAME
1186c	5515	Bobbin Winder Base Screw for 60904 and 60905.....
1507R	5509	Treadle Foot Rest Screw Centre Nut for 46629.....
1508E	636	Starting Lever Screw Centre Nut.....
1510R	5509	Brace Bolt Nut for 534.....
1513J	5509	Feed Rock Shaft Screw Centre Nut for 51-9 to 51-11, 51-15 and 51-16 Machines, and obsolete for 51-1 to 51-4 and 51-6 to 51-8 Machines.....
1513J	5509	Feed Rock Shaft Screw Centre (front) for 51-1 to 51-4 and 51-6 to 51-8 Machines
1515E	5509	Starting Lever Handle Bolt Nut for 507
1517D	630	Needle Bar Frame Screw Centre (upper) Nut.....
1517E	630	Arm Shaft Flanged Bushing Adjusting Screw Nut.....
1517E	630	Needle Bar Frame Screw Centre (lower) Nut.....
1517E	630	Starting Rod Collar Set Screw Lock Nut for 14065, obsolete.....
1518E	630	Crank Connecting Rod Ball Joint Screw Nut.....
1518E	630	Shuttle Pitman Hinge Screw Nut.....
1518E	630	Starting Crank Handle Nut for 14223, obsolete.....
1518E	630	Starting Lever Adjusting Screw Nut for 14145 and 14202, obsolete.....
1520E	5509	Bell Crank Connection Stud Nut for Foot and Knee Lifters and 14189.....
1520E	5509	Clamp Presser Spring Post Nut for 14198, 14267, 14290 and 14306.....
1520E	5509	Feed Regulator Ball Joint Stud Nut for 14018.....
1520E	5509	Feed Regulator Roller and Screw Stud Nut for 1906.....
1520E	5509	Needle Bar Connecting Link Hinge Screw Nut.....
1520E	5509	Needle Bar Frame Driving Lever Roller and Screw Stud Nut for 1906.....
1520E	5509	Needle Bar Frame Pitman Ball Joint Screw Nut for 51-15 Machine.....
1520E	5509	Needle Bar Frame Pitman Ball Joint Screw (eccentric, back) Nut for 51-1 to 51-4 and 51-6 to 51-11 Machines.....

NO.	PLATE	NAME
1520E	5509	Needle Bar Frame Pitman Ball Joint Screw Nut (front) for 51-1 to 51-4 and 51-6 to 51-11 Machines.....
1520E	5509	Starting Lever Stop Screw Nut for 14262
1520E	5509	Stop Fork Hinge Screw Nut for 14145, obsolete.....
1522E	3845	Leg Bolt Nut for 51057.....
1522E	3845	" Cross Member Bolt Nut for 51057...
1522E	3845	Rail Bolt Nut for 51057.....
1522E	3845	Treadle Support Bolt Nut for 50297.....
1550H	630	Trip Lever Stop Screw Nut, obsolete....
1560c	5509	Tension Regulating Thumb Nut for 33892
1562J	5502	Bobbin Winder Tension Regulating Thumb Nut for 27325 and 60770.....
1610c	630	Feed Regulator Hinge Stud Nut.....
1611E	630	Bell Crank Connection Lock Nut (Foot and Knee Lifters).....
1611E	630	Presser Bar Lifting Connection Lock Nut for 14041 and 14189, obsolete.....
1614R	5509	Band Wheel Crank Screw Centre Nut for 25153.....
1614R	5509	Treadle Body Screw Centre Nut for 25156
1620J	5509	Bobbin Winder Frame Hinge Screw Nut for 27647 and 60903.....
1638E	5509	Stop Cam Interlocking Rod Spring Regulating Thumb Screw Nut for 14262....
1775R	3845	Pitman Adjusting Screw Nut for 25158..
1810	629	Clamp Arm (upper) Roller and Stud for 14150, 14151, 14265, 14266, 14334 and 14335.....
1813	5509	Oscillating Shaft Crank Roller and Stud for 7318 and 14034.....
1822	5509	Feeding Foot Hinge Bracket Roller and Stud for 14023.....
1822	5509	Feeding Foot Roller and Stud for 14140 and 14300.....
1822	5509	Thread Take-up Lever Roller and Stud for 7334.....
1887	—	Feed Regulator Roller and Screw Stud for 1906.....
1887	—	Needle Bar Frame Driving Lever Roller and Screw Stud for 1906.....
1906	630	Feed Regulator Roller and Screw Stud 1887 with 1520E and 14017, for 14014, 14177, 14291 and 14309.....



## NUMERICAL LIST OF PARTS

NO.	PLATE	NAME
1906	630	Needle Bar Frame Driving Lever Roller and Screw Stud 1887 with 1520e and 14017, for 14030, 14179 and 14190 . . . .
2018R	3845	Leg Brace Bolt (lower) Nut Washer for 25291, obsolete. . . . .
2002	629	Arm Dowel Pin. . . . .
2022	629	Starting Crank Pin, obsolete. . . . .
2022	629	" " Shaft Bracket Dowel Pin, obsolete. . . . .
2049	629	Oscillating Rock Shaft Crank Pin 14052. . . . .
2049	629	" Shaft Crank Pin for 14052. . . . .
2049	629	Shuttle Driver Pin for 14052. . . . .
2065	5502	Clamp Lifting Bar Spring for 51-6 and 51-16 Machines and 14306. . . . .
2070	5502	Clamp Lifting Bar Spring Washer for 51-6 and 51-16 Machines. . . . .
2070	5502	Presser Bar Spring Washer for 51-1 to 51-4, 51-7 to 51-11 and 51-15 Machines . . . . .
2111	629	Thread Retainer Guide complete, Nos. 2112, 2114 and 2115. . . . .
2112	629	Thread Retaining Disc with 2113 for 2111 . . . . .
2113	629	" " Steady Pin for 2112. . . . .
2114	629	Thread Retaining Spring for 2111. . . . .
2115	629	" Stud for 2111. . . . .
2117	629	" Take-up Cam Pin. . . . .
2308	5502	Presser Bar Spring for 51-1 to 51-4, 51-7 to 51-11 and 51-15 Machines. . . . .
2455	5502	Bobbin Winder Tension Disc for 27325 and 60770. . . . .
2523	5500	Shuttle Bobbin Case Position Finger Rivet for 15727 and 33942. . . . .
2532	629	Shuttle Race Back Position Pin for 7322 and 33945. . . . .
2533	624	Shuttle Race Back Spring for 7322 and 33947. . . . .
2762	636	Treadle Stop Collar with 362F, for 14233, obsolete. . . . .
2766	5510	Rock Shaft Knee Arm Hub with 356c, for 14266. . . . .
2767	5510	Rock Shaft Knee Plate with 356c, for 14226. . . . .
2770	5510	Rock Shaft Stop Dog with 356c, for 14228 . . . . .
2818	629	Clamp Lever Friction Washer for 14157, 14198, 14267 and 14338. . . . .
2826	629	Tension Thread Guard. . . . .
2829	629	Thread Take-up Spring for 14348. . . . .

## NUMERICAL LIST OF PARTS

NO.	PLATE	NAME
2876	634	Treadle Connection (lower) for 14107, obsolete. . . . .
2878	1165	Thread Stand for 27642, obsolete. . . . .
2921	629	Tension Disc for 14348. . . . .
2923	630	" Spring for 14348. . . . .
2973	5500	Shuttle Bobbin Case Latch Lever for 15141. . . . .
2974	5500	Shuttle Bobbin Case Latch Lever Fulcrum Pin for 15141. . . . .
2975	5500	Shuttle Bobbin Case Latch Spring for 15727 and 33942. . . . .
2996	5500	Shuttle Bobbin for 15729. . . . .
3012	629	Stitch Forming Cam Position Collar Pin, obsolete. . . . .
3056	626	Clamp Pressure Spring for 14198, 14267, 14290, 14306 and 14338. . . . .
3056	626	Pressure Spring, obsolete. . . . .
4389	640	Starting Lever Bracket Dowel Pin. . . . .
4784	5502	Oscillating Rock Shaft Oil Pad for 14031 . . . . .
5670	—	Chain, length 26 in. to 35 in., with 56864 and 56865 (Foot Lifter). . . . .
6055	—	Treadle Stop Collar Washer for 14233, obsolete. . . . .
6337	5510	Rock Shaft Lifting Bracket with two 356c, for 14228. . . . .
6439	—	Chain, length 36 in., to 45 in. with 56864 and 56865 (Starting Treadle). . . . .
6533	629	Needle Bar Frame Driving Lever Shaft Collar with 460c, obsolete. . . . .
7124	5510	Rock Shaft for 14228. . . . .
7259	633	Bed Leg. . . . .
7263	628	" Frame Hinge (back) Connection for 14007. . . . .
7283	626	Needle Bar Connecting Link with 1012E, for all Machines except 51-15. . . . .
7317	624	Oscillating Shaft for 14052. . . . .
7318	629	" Crank with 735c and 1813, for 14052. . . . .
*7320	—	Needle Bar Frame Pitman Cap for 14029 and 14136. . . . .
7322	624	Shuttle Race complete, Nos. 648D, 2533, 7323, 7326, 14049 and two each 662D and 2532, obsolete, use 33947. . . . .
7323	—	Shuttle Race Body for 7322, obsolete, use 33957. . . . .
7326	624	Shuttle Race Cap for 7322 and 33944. . . . .

NO.	PLATE	NAME
*7334	624	Thread Take-up Lever with 1822, for 33850.....
7336	629	Thread Take-up Spring Regulator for 14348.....
*7553	5500	Shuttle Bobbin Case Position Finger for 15727 and 33942.....
7562	624	Thread Take-up Cam with 448c.....
7585	633	Treadle Shaft for 14358.....
7712	622	Needle Bar with 857H, obsolete.....
7713	629	“ “ Thread Guard for 14355.....
7729	5516	Bobbin Winder Tension Bracket Plate Pin for 60902.....
8059	5510	Rock Shaft Spring for 14228.....
8422	5516	Bobbin Winder Tension Thread Guide for 60770.....
8800	635	Pressure Spring Washer, obsolete.....
8879	640	Arm Spool Pin Washer (cloth).....
8909	5511	Wrench for 1513, 1517 and 1610 (Attachments and Accessories).....
9079	623	Treadle Connection Clamp with 354c, for 14107, obsolete.....
9079	623	Treadle Pitman Rod Clamp with 354c, for 14233, obsolete.....
9082	5502	Treadle Bearing Cotter Pin for 27642, obsolete.....
9280	636	Band Wheel Bracket Bolt Washer for 25229.....
9281R	3845	Brace Bolt Nut Washer for 25291, obsolete
9281R	3845	Leg Brace Bracket Bolt Nut Washer for 25291, obsolete.....
9281R	3845	Treadle Support Bolt Washer for 25291, obsolete.....
9780	5516	Bobbin Winder Tension Bracket Position Stud for 60770.....
9842R	3845	Leg Brace Bolt (upper) Nut Washer for 25291, obsolete.....
10141	5502	Bobbin Winder Tension Spring for 27325
10187	5505	Clamp Thread Catch for 14290.....
10195	626	Stop Fork Spring for 14145, obsolete.....
10857	642	Table Belt Guide Bracket with 448c, for 14096 and 14221, obsolete.....
10858	628	Table Belt Guide Pulley (loose) Shaft for 14096 and 14127, obsolete.....
10875	5511	Wrench for 1518, 1520 and 1611 (Attachments and Accessories).....
11118	640	Bed Frame Cushion (leather) for 14006..

NO.	PLATE	NAME
11118	640	Starting Escapement Crank Pawl Cushion (leather) for 14053, obsolete.....
11241	5512	Bobbin Winder Spool Washer (cloth) for 27325.....
12189	623	Starting Crank, obsolete.....
12234	628	“ “ Shaft, obsolete.....
12242	5510	Rock Shaft Hanger with two wood screws 1 in. No. 10, for 14228.....
12403	629	Arm Spool Pin and Thread Eyelet.....
12620	3845	Leg Bolt Washer for 126758.....
12620	3845	“ Cross Member Bolt Washer for 126758
12620	3845	Rail Bolt Washer for 126758.....
12620	3845	Treadle Support Bolt Washer for 46712..
*14001	—	Arm with 283D and 14004, for 51-1 to 51-4, 51-6 and 51-7 Machines, obsolete.....
14002	621	Arm Shaft, obsolete.....
14003	622	“ “ Flanged Bushing, obsolete...
*14004	—	“ Side Plate for 14001, obsolete.....
*14005	—	Bed, obsolete.....
14006	642	“ Frame with 14007, 14097, four each 11118, 14010 and five wood screws, 1¼ in. No. 12.....
14007	628	Bed Frame Hinge (back) complete for 14006, Nos. 7263, 14008 and 14009...
14008	629	Bed Frame Hinge (back) Connection Pin for 14007.....
14008	629	Bed Frame Hinge (front) Connection Pin for 14097.....
14009	628	Bed Frame Hinge (back) Plate for 14007
14009	628	“ “ “ (front) Plate for 14097
14010	629	“ “ “ (back) Plate Rivet for 14006.....
14010	629	Bed Frame Hinge (front) Plate Rivet for 14006.....
14011	—	Crank Connecting Rod with 14012, 14013 and two each 175E and 896E, obsolete, use 14311.....
*14012	—	Crank Connecting Rod Cap (lower) for 14011, obsolete.....
*14013	—	Crank Connecting Rod Cap (upper) for 14011, obsolete.....
14014	622	Feed Regulator with 1906, for 51-1 to 51-4 and 51-6 to 51-8 Machines.....
14015	629	Feed Regulator Ball Joint Stud for 14018
14016	629	“ “ “ “ “ B l o c k (two pieces) for 14018.....

NO.	PLATE	NAME
14017	629	Bell Crank Connection Stud Nut Washer for Foot and Knee Lifters and 14189..
14017	629	Clamp Pressure Spring Washer for 14290 and 14306.....
14017	629	Feed Regulator Ball Joint Stud Nut Washer for 14018.....
14017	629	Feed Regulator Roller and Screw Stud Nut Washer for 1906.....
14017	629	Needle Bar Frame Driving Lever Roller and Screw Stud Nut Washer for 1906
14017	629	Needle Bar Frame Pitman Ball Joint Screw (front) Nut Washer for 51-1 to 51-4 and 51-6 to 51-11 Machines.....
14018	—	Feed Regulator Ball Joint Stud complete, Nos. 1520E, and 14015 to 14017.....
14019	621	Feed Rock Shaft for 51-3, 51-9 and 51-11 Machines.....
14020	625	Feeding Foot (left) with teeth, obsolete..
14021	625	" " (right) with teeth, obsolete.
Nos. 14022 to 14024 FOR 14118 TO 14120, 14185, 14243, 14280 AND 14299		
14022	625	Feeding Foot Hinge (right).....
14023	625	" " " Bracket with 1822...
14024	625	" " " Pin.....
14025	625	" " Lifting Bracket with 453c, for 51-1 to 51-4, 51-7 to 51-9 and 51-15 Machines.....
14026	625	Feeding Foot Pin for 14118 to 14120, 14185, 14243, 14280 and 14299.....
14026	625	Needle Bar Frame Regulator Plate Stop Pin for 51-11 Machine.....
14026	625	Shuttle Race Bracket Adjusting Slide Steady Pin.....
14027	—	Needle Bar, obsolete, use 7712.....
14028	622	" " Frame for 679c, obsolete....
14029	621	" " " Pitman with two 7320 and four 196F, for 51-1 to 51-4 and 51-6 to 51-9 Machines.....
14030	622	Needle Bar Frame Driving Lever with 209F and 1906, for 51-1 to 51-4 and 51-6 to 51-8 Machines.....
14031	624	Oscillating Rock Shaft with 4784, for 14052.....
14032	629	Oscillating Rock Shaft Crank with 460c, for 14052.....

NO.	PLATE	NAME
14033	—	Oscillating Shaft, obsolete, use 7317....
14034	—	" " Crank with 1813, obsolete, use 7318.....
14035	622	Presser Bar, obsolete, use 14249.....
14036	628	Clamp Lifting Bar Bracket with 453c, for 51-6 and 51-16 Machines.....
14036	628	Presser Bar Lifting Bracket with 453c, for 51-1 to 51-4, 51-7 to 51-11 and 51-15 Machines.....
14037	625	Presser Bar Lifting Bell Crank, obsolete
Nos. 14038 TO 14040 FOR 14041, OBSOLETE		
14038	622	Presser Bar Lifting Connection (bell crank end).....
14039	629	Presser Bar Lifting Connection Couping
14040	622	" " " " (stop fork end).....
14041	—	Presser Bar Lifting Connection complete, Nos. 14038 to 14040 and two 1611E, obsolete.....
14042	626	Pressure Spring Adjusting Collar with 191c, for 14041 and 14189, obsolete....
14043	621	Pulley (loose) obsolete.....
14044	626	" " Washer, obsolete.....
14045	621	" (tight) for 14125, obsolete.....
14046	621	Shuttle Pitman.....
14047	622	" " Bell Crank.....
14048	628	" " " " Hinge Pin....
14049	624	" Race Back for 7322 and 33947....
14050	621	" " Bracket for 14052.....
14051	630	" " " Adjusting Slide....
14052	—	Shuttle Race Bracket complete, Nos. 7317 7318, 14031, 14032, 14050, 15730 and three 2049.....
14053	621	Starting Crank Shaft Bracket with 11118, obsolete.....
14054	622	Starting Crank Spring (1 in. coil) obsolete
Nos. 14055 TO 14058 FOR 14122, OBSOLETE		
14055	628	Starting Escapement Crank.....
14056	629	" " " Pawl.....
14057	629	" " " " Hinge Pin.....
14058	636	Starting Escapement Crank Pawl Spring
14059	621	" Lever for 14145, obsolete.....

## NUMERICAL LIST OF PARTS

NO.	PLATE	NAME
Nos. 14060 to 14066, OBSOLETE		
14060	621	Starting Lever Bracket.....
14061	5502	“ “ Cushion (rawhide).....
14062	630	“ “ Hinge Pin.....
14063	626	“ “ Spring.....
14064	622	“ Rod.....
14065	626	“ “ Collar with 832c and 1517E
14066	622	“ “ Spring.....
14067	624	Stitch Forming Cam, 2 $\frac{1}{2}$ in. diam., 17 teeth, with 14070 and 14085, for 51-1 Machine.....
14068	624	Stitch Forming Cam Driver for 51-1, 51-2, 51-4, 51-6 and 51-7 Machines, obsolete
14069	5501	Stitch Forming Cam Driver Cam with two 448c, for 51-1 and 51-4 Machines.....
14070	629	Stitch Forming Cam Oil Tube for 14067, 14088, 14090, 14108, 14124 and 14214
14071	624	Stitch Forming Cam Position Collar with 448c, obsolete.....
14072	626	Stop Cam for 14125, obsolete.....
14073	5502	“ “ Rivet for 14125, obsolete.....
14074	621	“ Fork for 14145, obsolete.....
14075	629	“ “ Belt Shifter, obsolete.....
Nos. 14076 to 14079 FOR 14145, OBSOLETE		
14076	622	Stop Reverse Pawl.....
14077	626	“ “ “ Hinge Rivet.....
14078	626	“ “ “ Spring.....
14079	629	“ “ “ Stop Pin.....
14080	627	Throat Plate for 51-3 and 51-9 Machines
14081	634	Treadle Connection (upper end) for 14107, obsolete.....
14081	621	Treadle Pitman Rod (upper) for 14233, obsolete.....
14082	622	Trip Lever, obsolete.....
14083	622	“ “ Latch for 14145, obsolete.....
14084	626	“ “ Spring for 14331, 14350 and 14351.....
14085	625	Stitch Forming Cam Trip Stud for 14067, 14088, 14108, 14124, 14141, 14180, 14219, 14254, 14282 and 14294.....
14086	625	Feeding Foot (left) for 14120.....
14087	625	“ “ (right) for 14120.....
14088	5503	Stitch Forming Cam, 2 $\frac{1}{2}$ in. diam., 19 teeth, with 14070 and 14085, for 51-2 Machine.....

## NUMERICAL LIST OF PARTS

NO.	PLATE	NAME
14089	5501	Stitch Forming Cam Driver Cam with two 448c, for 51-2, 51-6 and 51-7 Machine
14090	639	Stitch Forming Cam, 2 $\frac{1}{2}$ in. diam., 35 teeth, with 14070 and 14094, for 51-3 Machine.....
14091	624	Stitch Forming Cam Driver for 51-3 Ma- chine, obsolete.....
14092	624	Stitch Forming Cam Driver Cam with two 448c, for 51-3, 51-8, 51-9, 51-11, 51-15 and 51-16 Machines.....
14093	622	Trip Lever for 51-3 Machine, obsolete...
14094	625	Stitch Forming Cam Trip Stud for 14090 and 14214.....
14095	642	Table Belt Guide Pulley (loose) for 14096 and 14221, obsolete.....
14096	642	Table Belt Guide complete, Nos. 10857, 10858 and 14095, obsolete, use 14232..
14097	628	Bed Frame Hinge (front) complete, for 14006, Nos. 14008, 14009 and 14098...
14098	628	Bed Frame Hinge (front) Connection for 14097.....
14101	627	Throat Plate for 51-1, 51-2, 51-4, 51-7 and 51-8 Machines.....
14102	621	Feed Rock Shaft for 51-1, 51-2, 51-4, 51-7 and 51-8 Machines.....
14103	621	Feed Rock Shaft Plate for 51-1 and 51-7 Machines.....
14104	623	Feed Rock Shaft Plate for 51-2, 51-4 and 51-8 Machines.....
14105	630	Feed Rock Shaft Plate Rivet for 51-1, 51-2 51-4, 51-7, 51-8 and 51-15 Machines...
14107	634	Treadle Pitman complete, Nos. 2876, 9079 and 14081, obsolete, use 14233.....
14108	5503	Stitch Forming Cam, 2 $\frac{1}{2}$ in. diam., 17 teeth, with 14070 and 14085, for 51-4 Machine.....
14110	623	Needle Bar Frame for 51-1 to 51-4 and 51-6 to 51-8 Machines.....
14111	623	Presser Bar Lifting Connection for 14189, obsolete.....
14112	630	Bell Crank (front) for Foot and Knee Lifters and 14189.....
14113	630	Bell Crank Connection Stud for Foot and Knee Lifters and 14189.....
14114	625	Feeding Foot (left) for 14118.....
14115	625	“ “ (right) for 14118.....
14116	625	“ “ (left) for 14119.....

NO.	PLATE	NAME
14117	625	Feeding Foot (right) for 14119.....
14118	625	Feeding Foot with Hinge Bracket complete for 51-1 and 51-7 Machines, Nos. 14022, 14023, 14114, 14115, 14270 and two each 14024 and 14026.....
14119	—	Feeding Foot with Hinge Bracket complete, for 51-2, 51-4 and 51-8 Machines, Nos. 14022, 14023, 14116, 14117, 14270 and two each 14024 and 14026.....
14120	—	Feeding Foot with Hinge Bracket complete, for 51-3 Machine, Nos. 14022, 14023, 14086, 14087, 14270 and two each 14024 and 14026.....
14122	—	Starting Escapement Crank complete, Nos. 14055 to 14058, obsolete.....
14123	625	Thread Eyelet (side of arm).....
14124	639	Stitch Forming Cam, 2 $\frac{1}{2}$ in. diam., 19 teeth, with 14070 and 14085, for 51-6 and 51-7 Machines.....
14125	—	Pulley (tight) 14045 with 445c, 832c, 14072 and two 14073, obsolete.....
14126	621	Table Belt Guide Bracket for 14127, obsolete.....
14127	621	Table Belt Guide complete, Nos. 10858, 14126 and 14128, obsolete, use 14232..
14128	621	Table Belt Guide Pulley (tight) with 448c, for 14127, obsolete.....
14129	631	Feed Regulator Hinge Stud Nut Washer
14130	634	“ Rock Shaft with 14131 and four 392F, for 14192.....
14131	5505	Feed Rock Shaft Cap for 14130.....
14132	623	“ “ “ Plate for 14192.....
14133	632	Needle Bar with 735F and 857H, for 51-10, 51-11 and 51-15 Machines.....
14134	631	Needle Bar Bushing for 51-15 and 51-16 Machines.....
Nos. 14135 to 14137 FOR 51-15 MACHINE		
14135	623	Needle Bar Frame.....
14136	633	“ “ “ Pitman with 7320 and two 196F.....
14137	636	Needle Bar Frame Pitman Swivel Joint
14138	631	“ “ Thread Guard for 51-10, 51-11 and 51-15 Machines.....
14139	632	Bell Crank Connection (Foot and Knee Lifters).....

NO.	PLATE	NAME
14140	636	Feeding Foot with 1822, for medium and large buckles, for 14192.....
14141	639	Stitch Forming Cam, 3 $\frac{1}{8}$ in. diam., 35 teeth, with 14085 and 14186, for 51-15 Machine.....
14142	627	Throat Plate (deep grooves) for 51-15 Machine.....
14143	632	Bell Crank, back (Foot and Knee Lifters)
14144	633	Pitman (Foot Lifter).....
14145	—	Starting Lever complete, Nos. 124c, 159F, 175F, 446c, 833F, 1518E, 1520E, 10195, 14059, 14074, 14076 to 14079 and 14083, obsolete.....
14146	—	Starting Crank Spring ( $\frac{3}{4}$ in. coil) obsolete, use 14054.....
14147	636	Starting Lever Spring, obsolete.....
14148	632	Clamp Arm (lower, right) for 14157, 14198 and 14267, obsolete.....
14149	632	Clamp Arm (lower, left) for 14157, 14198 and 14267, obsolete.....
14150	632	Clamp Arm (upper, left) with 1810, for 14157 and 14198, obsolete.....
14151	632	Clamp Arm (upper, right) with 1810, for 14157 and 14198, obsolete.....
14152	632	Clamp Arm (upper) Lifting Bracket (right) for 14157, 14198, 14267 and 14338.....
Nos. 14153 to 14155 FOR 14157, OBSOLETE		
14153	632	Clamp Arm (upper) Spring (right).....
14154	632	“ “ “ “ (left).....
14155	631	“ “ “ “ Stop Pin.....
14156	632	“ Lever for 14157, 14198 and 14267, obsolete.....
14157	—	Clamp complete for 51-6 Machine, Nos. 76c, 857D, 2818, 14148 to 14156, 14158, 14188, 14191, two each 96D, 176D, 870F and four 399D, obsolete, use 14198.....
14158	621	Feed Rock Shaft for 14157, obsolete.....
14159	632	Clamp Lifting Bar for 51-6 and 51-16 Machines and 14306.....
14160	631	Clamp Lifting Hook for 51-6 Machine and 14306.....
14161	631	Clamp Lifting Hook Bracket with two 453c, for 51-6 and 51-16 Machines and 14306.....
14162	631	Bell Crank (back) Bushing (Foot and Knee Lifters).....

NO.	PLATE	NAME
14163	621	Face Plate.....
14164	633	Pulley (loose) obsolete.....
14165	631	" " Washer, obsolete.....
14166	633	" (tight) with 14222, for 14167, obsolete.....
14167	—	Pulley (tight) 14166 with 437c, 832c, 871E, 14169, 14172, 14173, two 14171 and three 398E, obsolete.....
14168	—	No. cancelled, order 14173.....
14169	624	Stop Cam Collar for 14167, 14200 and 14239, obsolete.....
14170	631	Stop Cam Pin, obsolete.....
14171	631	" " Spring for 14167 and 14200, obsolete.....
14172	633	Stop Cam Spring Cover for 14167, 14200 and 14239, obsolete.....
14173	631	Stop Cam with 14208, for 14167, obso- lete.....
14174	631	Starting Lever Spring.....
*14175	—	Arm with 283D and 14176, for 51-9 to 51-11 and 51-15 Machines.....
*14176	—	Arm Side Plate for 14175 and 14283.....
14177	632	Feed Regulator with 1906, for 51-9, 51-11 and 51-15 Machines.....
14178	623	Needle Bar Frame for 51-9 Machine.....
14179	633	" " " Driving Lever with 209F and 1906, for 51-9 to 51-11 Ma- chines.....
14180	632	Stitch Forming Cam, $3\frac{5}{16}$ in. diam., 45 teeth, with 14085 and 14186, for 51-10 Machine, obsolete, use 14254.....
14181	632	Stitch Forming Cam Driver for 51-10 and 51-15 Machines, obsolete.....
14182	5501	Stitch Forming Cam Driver Cam with two 448c, for 51-10 Machine.....
14183	631	Feeding Foot (left) for 14185.....
14184	631	" " (right) for 14185.....
14185	—	Feeding Foot with Hinge Bracket complete, for 51-9 Machine, Nos. 14022, 14023, 14183, 14184, 14270 and two each 14024 and 14026.....
14186	631	Stitch Forming Cam Oil Tube for 14141, 14180, 14219, 14254, 14282 and 14294
14187	633	Trip Lever, obsolete.....
14188	632	Clamp Arm (upper) Lifting Bracket (left) for 14157, 14198, 14267 and 14338.....

NO.	PLATE	NAME
14189	—	Presser Bar Lifting Connection complete, Nos. 1520E, 14017, 14111 to 14113 and two 1611E, obsolete.....
14190	633	Needle Bar Frame Driving Lever with 209F and 1906, for 14354.....
14191	635	Clamp Supporting Bracket for 14157, obso- lete.....
14192	—	Feed Rock Shaft complete, for 51-15 Ma- chine, Nos. 14130, 14132, 14140 and two 191c.....
14193	635	Clamp Pressure Spring Adjusting Collar with 191F, for 14198, 14267, 14290, 14306 and 14338.....
14194	635	Clamp Pressure Spring Plate (upper) for 14198, 14267 and 14338.....
14195	635	Clamp Pressure Spring Plate (lower) for 14337.....
14196	635	Clamp Pressure Spring Post for 14290, 14306 and 14337.....
14197	635	Clamp Pressure Spring Post Position Plate for 14198, 14267 and 14338.....
14198	—	Clamp complete for 51-6 Machine, Nos. 76c, 857D, 1520E, 2818, 3056, 14148 to 14152, 14156, 14188, 14193, 14194, 14197, 14199, 14337, 15588, two each 96D, 870F and four 399D, obsolete.....
14199	934	Feed Rock Shaft for 14198, 14267 and 14338.....
14200	—	Pulley (tight) 14213 with 437c, 832c, 871E, 14169, 14172, 14203, two 14171 and three 398E, obsolete.....
14201	634	Starting Lever for 14202, obsolete.....
14202	—	" " 14201 with 124c, 446c, 1518E, 14204, 14206, 14207 and two 159F, obsolete.....
14203	635	Stop Cam with 14208, for 14204, for 14200 and 14239, obsolete.....
14204	633	Stop Cam Interlocking Lever for 14202, obsolete.....
14206	635	Starting Lever Trip Stud for 14202 and 14262.....
14207	635	Starting Lever Belt Shifter for 14202, obso- lete.....
14208	635	Stop Cam Pin for 14173 and 14203, obso- lete.....
14209	634	Treadle for 14358.....
14212	633	Trip Lever for 14331.....

NO.	PLATE	NAME
14213	638	Pulley (tight) with 14222, for 14200, obsolete.
14214	639	Stitch Forming Cam, 2 $\frac{1}{4}$ in. diam., 35 teeth, with 14070 and 14094, for 51-8 Machine.
14215	634	Arm Shaft, obsolete.
14216	640	Stitch Forming Cam Position Collar with two 448c.
14217	638	Trip Lever for 14351.
14218	638	" " " 14350.
14219	639	Stitch Forming Cam, 3 $\frac{5}{8}$ in. diam., 35 teeth, with 14085 and 14186, for 51-9 Machine.
14220	637	Table Belt Guide Pulley (loose) Shaft for 14221, obsolete.
14221	—	Table Belt Guide complete, Nos. 10857, 14095 and 14220, obsolete, use 14232.
14222	5502	Pulley (loose) Washer Steady Pin for 14166, 14213 and 14238, obsolete.
14223	637	Starting Crank Handle with 1518E (Knee Lifter) obsolete.
14224	—	Chain, length 10 $\frac{1}{4}$ in., with 56864 (Knee Lifter).
14225	5510	Rock Shaft Knee Arm for 14226.
14226	—	Rock Shaft Knee Arm complete for 14228, Nos. 2766, 2767 and 14225.
14227	5510	Rock Shaft Lifting Bracket Hook for 14228
14228	5510	Rock Shaft complete, Nos. 2770, 6337, 7124, 8059, 14226, 14227, 28012 and two 12242 (Knee Lifter).
		Nos. 14229 to 14231 FOR 14232
14229	642	Table Belt Guide Bracket with 448c.
14230	642	" " " Pulley.
14231	633	" " " " Shaft 126928 with 858c.
14232	642	Table Belt Guide complete, Nos. 14229 to 14231 and four wood screws 1 $\frac{1}{4}$ in. No. 10 R. H. B.
		Nos. 14233 TO 14243, OBSOLETE
14233	621	Treadle Pitman complete for 14234, Nos. 2762, 6055, 14081, 27637, 27638 and two 9079.
14234	—	Treadle and Pitman complete, Nos. 14233 and 27642.
14235	634	Arm Shaft for 14240.

NO.	PLATE	NAME
14236	5501	Pulley (loose) for 14240.
14237	640	" " Washer for 1028.
14238	5501	" (tight) with 14222, for 14239.
14239	—	" " 14238 with 871E, 14169, 14172, 14203, 21615 to 21617, two 895c and three 398E, for 14240.
14240	—	Pulleys complete, Nos. 14236 and 14239.
14241	640	Feeding Foot (left) for 14243.
14242	640	" " (right) for 14243.
14243	—	Feeding Foot with Hinge Bracket complete, for 51-10 Machine, Nos. 14022, 14023, 14241, 14242, 14270 and two each 14024 and 14026.
14244	638	Needle Bar Frame for 14245.
14245	—	Needle Bar Frame complete for 51-10 and 51-11 Machines, Nos. 387F, 14244 and 14246.
14246	638	Needle Bar Frame Regulator Plate for 14245.
14247	637	Needle Bar Frame Pitman with two 44361 and four 187D, for 51-10 and 51-11 Machines.
14248	627	Throat Plate for 51-10 and 51-11 Machines
14249	637	Presser Bar for 51-1 to 51-4, 51-7 to 51-11 and 51-15 Machines.
14250	637	Stitch Forming Cam Driver for 51-1, 51-2, 51-4, 51-6 and 51-7 Machines.
14251	637	Stitch Forming Cam Driver for 51-3 and 51-8 Machines.
14252	637	Stitch Forming Cam Driver for 51-9 to 51-11, 51-15 and 51-16 Machines.
14253	640	Stitch Forming Cam Driver Sliding Block
14254	639	" " " " (reverse feeding) 3 $\frac{1}{8}$ in. diam., 45 teeth, with 14085 and 14186, for 51-10 Machine.
14255	634	Arm Shaft.
14256	638	Pulley (tight) for 14257.
14257	—	Pulley (tight) complete for 14258, Nos. 871E, 14256, 14263, 21615 to 21617, 21653 and two 997E.
14258	—	Pulleys complete, Nos. 14257 and 66085.
14259	634	Starting Lever for 14262.
14260	640	" " Belt Shifter for 14262.
14261	634	" " Bracket.

NO.	PLATE	NAME
14262	—	Starting Lever complete, Nos. 717c, 913c, 1520E, 1638E, 14206, 14259, 14260, 14277, 21645, 21649, 21651, 43583 and two each 159r and 399d.....
14263	638	Stop Cam with 21652, for 14257.....
14264	640	Needle Bar Frame Driving Lever Shaft, for all machines except 51-16, and for 14354 for 51-15 Machine.....
14265	637	Clamp Arm (upper, right) with 1810, for 14267, obsolete.....
14266	637	Clamp Arm (upper, left) with 1810, for 14267, obsolete.....
14267	—	Clamp complete for 51-6 Machine, Nos. 63d, 857d, 1520E, 2818, 3056, 14148, 14149, 14152, 14156, 14188, 14193, 14194, 14197, 14199, 14265, 14266, 14337, 15588, two each 96d, 870F, and four 399d, obsolete, use 14388.....
14268	641	Throat Plate for 51-6 Machine.....
14269	637	Starting Lever Handle with 507d, for 14259 (Stand).....
14270	640	Feeding Foot Hinge (left) for 14118 to 14120, 14185, 14243, 14280 and 14299
14271	640	Needle Bar Connecting Stud with 453c..
14272	637	“ “ with 857H, for 14355.....
14273	643	Drip Pan with two wood screws 1/2 in. No. 5 R. H. B.....
*14274	—	Arm with 283d and 14275, for 51-1 to 51-4 and 51-6 to 51-8 Machines.....
*14275	—	Arm Side Plate for 14274.....
*14276	—	Bed.....
14277	626	Stop Cam Interlocking Rod Guide Washer (rawhide) for 14262.....
14278	5506	Feeding Foot (left) for 14280.....
14279	5506	“ “ (right) for 14280.....
14280	—	Feeding Foot and Hinge Bracket complete for 51-11 Machine, Nos. 14022, 14023, 14270, 14278, 14279 and two each 14024 and 14026.....
14281	5505	Feeding Foot Lifting Bracket with 453c, for 51-10 and 51-11 Machines.....
14282	5503	Stitch Forming Cam, 3 1/8 in. diam., 35 teeth, with 14085 and 14186, for 51-11 Machine.....
*14283	—	Arm with 283d and 14176, for 51-16 Machine.....

NO.	PLATE	NAME
14284	5504	Clamp Arm (lower) with 14289, for 14290
14285	5504	“ “ (upper) for 14290.....
14286	5505	“ “ “ Lifting Bracket for 14290 and 14306.....
14287	5505	Clamp Guide for 14290.....
14288	5505	“ Lifting Hook for 51-16 Machine..
14289	5505	“ Stop for 14284.....
14290	—	Clamp complete for 51-16 Machine, Nos. 79d, 240d, 658d, 1520E, 3056, 10187, 14017, 14193, 14196, 14284 to 14287, 14292 and two each 96d, 399d and 870F
14291	5501	Feed Regulator with 1906, for 51-10 and 51-16 Machines.....
Nos. 14292 TO 14295 FOR 51-16 MACHINE		
14292	5510	Feed Rock Shaft.....
14293	5501	Needle Bar Frame.....
14294	5503	Stitch Forming Cam, 3 1/8 in. diam., 35 teeth, with 14085 and 14186.....
14295	641	Throat Plate.....
14296	5510	Feed Rock Shaft for 51-10 Machine....
14297	5506	Feeding Foot (left) for 14299.....
14298	5506	“ “ (right) for 14299.....
14299	—	Feeding Foot with Hinge Bracket complete for 51-10 Machine, Nos. 14022, 14023, 14270, 14297, 14298 and two each 14024 and 14026.....
14300	5505	Feeding Foot with 1822, for small buckles for 51-15 Machine.....
Nos. 14301 TO 14305 FOR 14306		
14301	5504	Clamp Arm (lower).....
14302	5504	“ “ (upper).....
14303	5505	“ “ “ Plate.....
14304	5505	“ Guide (back).....
14305	5505	“ “ (side).....
14306	—	Clamp complete, for finishing ends of corsets, for 51-9 Machine, Nos. 79d, 1520E, 3056, 14017, 14193, 14196, 14286, 14301 to 14305, 14307, 15951 and two each 96d, 399d, 658d and 870F.....
14348	—	Tension complete, Nos. 2829, 2923, 7336, 15070, 33892 and two 2921.....
Nos. 14307 TO 14309 FOR 14306		
14307	5510	Feed Rock Shaft.....
14308	641	Throat Plate.....



## NUMERICAL LIST OF PARTS

NO.	PLATE	NAME
14309	5501	Feed Regulator with 1906.....
14310	641	Throat Plate (shallow grooves) for 51-15 Machine.....
14311	621	Crank Connecting Rod with 14312, 20198 and two each 175E and 896E.....
*14312	—	Crank Connecting Rod Cap (lower) for 14311.....
14331	—	Trip Lever 14212 with 662b and 14084, for 51-1, 51-2, 51-4, 51-6 and 51-7 Machines Nos. 14332 to 14336 FOR 14338
14332	5513	Clamp Arm (lower, left).....
14333	5513	“ “ (lower, right).....
14334	5513	“ “ (upper, left) with 1810.....
14335	5513	“ “ (upper, right) with 1810.....
14336	5513	“ Lever.....
14337	5513	“ Pressure Spring Post 14196 with 14195, for 14198, 14267 and 14338.....
14338	—	Clamp complete for 51-6 Machine, Nos. 63b, 2818, 3056, 14152, 14188, 14193, 14194, 14197, 14199, 14332 to 14337, 15588, two each 96b, 870f and four 399d
14350	—	Trip Lever 14218 with 662b and 14084, for 51-9 to 51-11, 51-15 and 51-16 Machines
14351	—	Trip Lever 14217 with 662b and 14084, for 51-3 and 51-8 Machines.....
14354	—	Needle Bar Frame Driving Lever 14190 with 14264, for 51-15 Machine.....
14355	—	Needle Bar 14272 with 662b and 7713, for 51-1 to 51-4, 51-6 to 51-9 and 51-16 Machines.....
14357	634	Treadle Stand for 14358.....
14358	634	Treadle complete, Nos. 7585, 14209, 14357 and two wood screws 1¼ in. No. 12 (Foot Lifter and Starting Treadle).....
14360	5515	Starting Lever Belt Shifter Shank.....
15070	5502	Tension Releaser for 14348.....
15072	5502	Bobbin Winder Bobbin Position Pin for 27538.....
15098	5500	Shuttle Tension Spring for 15727, obsolete
15140	5500	“ Bobbin Case Latch for 15141.....
15141	—	Shuttle Bobbin Case Hinge, Nos. 2973, 2974 and 15140, for 15727 and 33942..
15278	5515	Shuttle Tension Spring for 33942.....
15588	635	Clamp Pressure Spring Post Position Plate Dowel Pin for 14198, 14267 and 14338

## NUMERICAL LIST OF PARTS

NO.	PLATE	NAME
15727	5500	Shuttle Bobbin Case complete for 15729, Nos. 591f, 592E, 2523, 2975, 7553, 15098 and 15141, obsolete, use 33942..
15728	5500	Shuttle Body for 15729.....
15729	5500	Shuttle, 1¼ in. diam., Nos. 2996, 15728 and 33942.....
*15730	—	Shuttle Driver for 14052 and 15731.....
15731	5500	“ “ 15730 with two 462c.....
15758	5505	Needle Bar Connecting Link with 1012E, for 51-15 Machine.....
15951	5505	Clamp Arm (upper) Plate Hinge Pin for 14306.....
*20198	—	Crank Connecting Rod Cap (upper) for 14311.....
21509	640	Needle Bar Frame Driving Lever Shaft Collar with 207f, for all machines except 51-16.....
Nos. 21615 to 21617 FOR 14239 AND 14257		
21615	5502	Stop Cam Spring (long).....
21616	5502	“ “ “ (short).....
21617	5502	“ “ “ Stop Block.....
21634	5501	Arm Shaft Flanged Bushing.....
21638	5501	Pulley (loose) for 14258, obsolete, use 66085.....
21645	630	Starting Lever Cushion (rawhide) for 14262.....
21648	—	Stop Cam Interlocking Rod for 14262, obsolete, use 43583.....
21649	626	Stop Cam Interlocking Rod Guide with 1070c, for 14262.....
21651	633	Stop Cam Interlocking Rod Spring for 14262.....
21652	5502	Stop Cam Pin for 14263.....
21653	633	“ “ Spring Cover for 14257.....
21654	5511	Wrench for 1508 and 1638 (Attachments and Accessories).....
23668	5502	Pulley (tight) Pin.....
24412	5514	Shuttle Bobbin Case Position Plate for 33946 and 33957.....
25075	636	Pitman Adjusting Screw Washer for 25158
25086	644	Wrench for 1507, 1510, 1515, 1614 and 51578, for 25229.....
25127	636	Belt Hook for 25155.....
25145	633	Treadle Body Centre for 25156.....
25146	644	“ Foot Rest for 25229.....

NO.	PLATE	NAME
		Nos. 25153 TO 25156 FOR 25229
25153	644	Band Wheel Bracket with two each 865c and 1614R.....
25154	644	Band Wheel Crank (double).....
25155	—	Belt, size $\frac{1}{4}$ in., length $77\frac{1}{4}$ in., with 25127.....
25156	644	Brace with 436c, 25145 and two each 865c and 1614R.....
25158	644	Pitman (adjustable) complete with two each 558R, 1570R, 25075 and 25383, for 25229.....
25160	636	Pitman Ball Joint Stud for 25229.....
25161	644	Treadle Body for 25229.....
25180	644	Band Wheel, 18 in. diam., with 863c, for 25229.....
25229	—	Stand (iron work) rocking treadle, transverse band wheel, complete, Nos. 25086, 25153, 25154, 25156, 25180, two each 25146, 25158, 25160, 25161, 25387 and four each 534R, 9280, 46629 and 51076R
25291	—	Stand (iron work) complete for $\frac{1}{4}$ H. P. Electric Transmitter, Nos. 46673, 46676, 46677, 46683, two each 2018R, 9842R, 46674, 46675, 51083R, 51088R, four 67425 and eight each 9281R and 51009R, obsolete.....
25297	—	Stand (steel work) complete for Singer Individual and 1600 Series Motors, Nos. 46711 and two each 46707, 46712 and 126758.....
25383	—	Pitman Adjusting Block for 25158.....
25387	644	Leg for 25229.....
26026	5511	Screw Driver, machine (Attachments and Accessories).....
26485	5511	Screw Driver, shuttle tension (Attachments and Accessories).....
27070	1165	Shaft Driving Pulley (sectional grooved), 10 in. diam., $1\frac{3}{8}$ in. bore, with two 597c (Attachments and Accessories).....
27302	5512	Bobbin Winder Frame for 27647.....
27303	5502	" " " Spring for 27647.....
27312	5512	" " Stop Latch for 27647.....
27321	5516	" " Frame for 60903.....
27323	5512	" " Spool Pin for 27325.....
27324	5512	" " " Stand for 27325....

NO.	PLATE	NAME
27325	5512	Bobbin Winder Spool Stand complete for 27663, Nos. 418E, 1562r, 10141, 11241, 27323, 27324, 34358, two each 2455 and wood screws 1 in. No. 10.....
27328	5515	Bobbin Winder Stop Latch for 60903....
27538	5512	" " Spindle with 15072, for 27647 and 60903.....
27540	5512	Bobbin Winder Base for 27647.....
27541	5512	" " Pulley for 27647.....
27623	643	Thread Unwinder Spool Pin for 60657...
27624	643	" " " Rest for 60657..
27625	643	" " Thread Eyelet Rod for 27627.....
27626	643	Thread Unwinder Thread Eyelet Wire for 60657.....
27627	—	Thread Unwinder Thread Eyelet complete for 27628, Nos. 27625 and 27626.....
27628	643	Thread Unwinder complete, for one large spool, Nos. 41514, 60657 and two wood screws $1\frac{1}{4}$ in. No. 10.....
27636	1165	Treadle for 27642, obsolete.....
27637	621	" Pitman Rod (lower) for 14233, obsolete.....
27638	628	Treadle Pitman Rod (lower) Spring for 14233, obsolete.....
27642	—	Treadle complete for 14234, Nos. 2878, 9082, 27636 and four wood screws 1 in. No. 16, obsolete.....
27647	5512	Bobbin Winder, Nos. 35d, 1620j, 27302, 27303, 27312, 27538, 27540, 27541, 50356d and two wood screws 1 in. No. 7, for 27663.....
27663	—	Bobbin Winder (swinging automatic, right hand) complete for 2996, Nos. 27325 and 27647.....
27916	5515	Bobbin Winder Brake (leather) for 41598
28012	5510	Rock Shaft Spring Screw Eye for 14228
28084	5515	Bobbin Winder Brake Rivet for 41598
33850	—	Thread Take-up Lever 7334 with 79c....
33892	—	Tension Screw Stud 413c with 1560c, for 14348.....
33941	—	Shuttle Bobbin Case for 33942.....
33942	5515	Shuttle Bobbin Case complete for 15729, Nos. 591r, 592E, 2523, 2975, 7553, 15141, 15278 and 33941.....
33943	5514	Shuttle Race Body for 33944.....

NO.	PLATE	NAME
33944	—	Shuttle Race Body 33943 with 7326 and two 662D, for 33945.....
33945	—	Shuttle Race Body 33944 with two 2532, for 33946.....
33946	—	Shuttle Race Body 33945 with 24412 and two 391J, for 33947.....
33947	5514	Shuttle Race complete, Nos. 648D, 2533, 14049 and 33946.....
33957	—	Shuttle Race Body 33943 with 24412 and two 391J, for 33947.....
41515	628	Thread Unwinder Spool Weight Centre Pin for 41514.....
41401	5517	Machine Rest Pin, wood (Attachments and Accessories).....
41514	643	Thread Unwinder Spool Weight, 4 in. diam., with 41515, for 27628.....
41515	628	Thread Unwinder Spool Weight Centre Pin for 41514.....
41598	5517	Bobbin Winder Base with 27916 and two 28084.....
41825	5515	Bobbin Winder Frame Spring for 60903
43583	637	Stop Cam Interlocking Rod for 14262....
43808	5516	Bobbin Winder Tension Spring for 60770
*44361	—	Needle Bar Frame Pitman Cap for 14247
46629	—	Treadle Foot Rest Screw Centre 297C with 1507R, for 25229.....
Nos. 46673 TO 46677 FOR 25291, OBSOLETE		
46673	7241	Brace.....
46674	7241	Leg.....
46675	7241	" Brace.....
46676	5517	" " Bracket (left).....
46677	5517	" " " (right).....
46683	7241	Treadle Support for 25291, obsolete.....
46707	9090	Leg Brace with wood screw 1 in. No. 16, for 25297.....
46711	9090	Treadle Support for 25297.....
46712	—	" " Bolt 50297R with 12620 and 46713, for 25297.....
46713	5517	Treadle Support Bolt Packing for 46712
50058D	5515	Bobbin Winder Tension Bracket Plate Screw for 60904.....
50058D	5515	Bobbin Winder Tension Bracket Screw for 60905.....
50297R	3842	Treadle Support Bolt with 1522E, for 46712.....

NO.	PLATE	NAME
50356D	5509	Bobbin Winder Frame Hinge Screw for 27647 and 60903.....
51009R	3842	Brace Bolt with 51571R, for 25191, obsolete.....
51009R	3842	Leg Brace Bracket Bolt with 51571R, for 25291, obsolete.....
51009R	3842	Treadle Support Bolt with 51571R, for 25291, obsolete.....
51057R	3842	Leg Bolt with 1522E, for 126758.....
51057R	3842	" Cross Member Bolt with 1522E, for 126758.....
51057R	3842	Rail Bolt with 1522E, for 126758.....
51076R	636	Band Wheel Bracket Bolt with 51578R, for 25229.....
51083R	3842	Leg Brace Bolt (upper) with 51581R, for 25291, obsolete.....
51088R	3842	Leg Brace Bolt (lower) with 51581R, for 25291, obsolete.....
51194C	5509	Feed Rock Shaft Screw Centre (back) for 51-1 to 51-4 and 51-6 to 51-8 Machines
51571R	5515	Brace Bolt Nut for 51009, obsolete.....
51571R	5515	Leg Brace Bracket Bolt Nut for 51009, obsolete.....
51571R	5515	Treadle Support Bolt Nut for 51009, obsolete.....
51578R	636	Band Wheel Bracket Bolt Nut for 51076
51581	5515	Leg Brace Bolt (lower) Nut for 51088, obsolete.....
51581R	5515	Leg Brace Bolt (upper) Nut for 51083, obsolete.....
56864	5515	Chain Hook for 14224.....
56864	5515	" " (large) for 5670 and 6439....
56865	5515	" " (small) for 5670 and 6439....
*60657	—	Thread Unwinder for 27623, Nos. 27623, 27624 and 27626.....
60769	—	Bobbin Winder Tension Bracket for 60770
60770	5516	Bobbin Winder Tension Bracket complete for 60904 and 60905, Nos. 419E, 1562J, 8422, 9780, 43808, 60769 and two 2455
60901	5518	Bobbin Winder Pulley with 155C, for 60903.....
60902	5516	Bobbin Winder Tension Bracket Plate with 7729, for 60905.....
60903	5518	Bobbin Winder for 60904 and 60905, Nos. 35D, 1620J, 27321, 27328, 27538, 41598, 41825, 50356D and 60901.....

## NUMERICAL LIST OF PARTS

NO.	PLATE	NAME
60904	----	Bobbin Winder (swinging automatic, left hand) complete, for 51-1 to 51-4 and 51-6 to 51-8 Machines, for 2996, Nos. 50058d, 60770, 60903 and two 1186c...
60905	----	Bobbin Winder (swinging automatic, left hand) complete, for 51-9 to 51-11, 51-15 and 51-16 Machines, for 2996, Nos. 60770, 60902, 60903 and two each 1186c and 50058d.....
66085	5517	Pulley (loose) for 14258.....
67425	3845	Leg Brace Bolt (lower) Nut Lock Washer for 25291, obsolete.....
67425	3845	Leg Brace Bolt (upper) Nut Lock Washer for 25291, obsolete.....
120346	5511	Oiler (copper plated) with 120347 (Attachments and Accessories).....
120347	5511	Oiler Spout, 9 in. long, for 120346.....
126508	9090	Leg for 126758.....
126509	5515	" Bolt Nut Socket Washer for 126758
126509	5515	Leg Cross Member Bolt Nut Socket Washer for 126758.....
126509	5515	Rail Bolt Nut Socket Washer for 126758
126530	9090	Leg Cross Member, 15½ in. long, for 126758.....
126532	9090	Rail, 16 in. long, for 126758.....
126758	----	Leg with Rail complete, for 25297, Nos. 126530, 126532, two 126508, three 12620 and four each 51057R and 126509.....
126928	----	Pulley Shaft for 14231.....

**Genuine Singer Needles and their Containers are marked with the Company's Trade Mark "SIMANCO."** 1

**Needles in Containers marked "For Singer Machines" are not Singer made needles.** 2

PLATE 621—ONE-FOURTH SIZE




PLATE 622—ONE-HALF SIZE

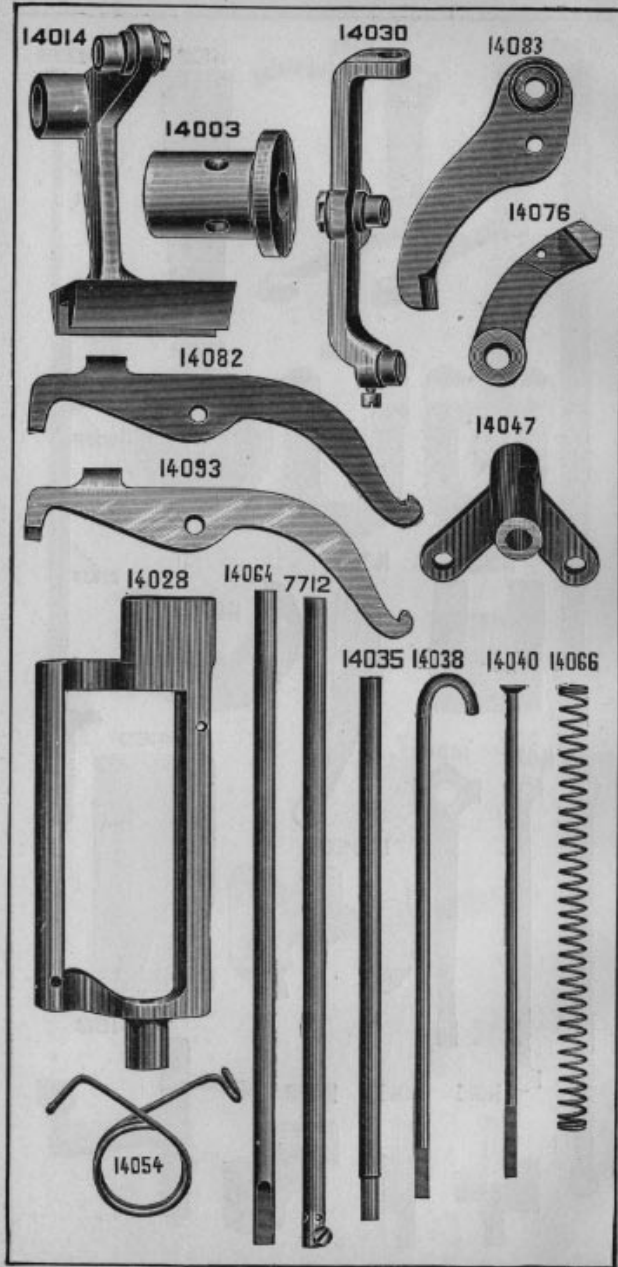


PLATE 623—ONE-HALF SIZE




From the library of: Diamond Needle Corp

PLATE 624—ONE-HALF SIZE



PLATE 625—FULL SIZE



From the library of: Diamond Needle Corp

PLATE 626—FULL SIZE




PLATE 627—FULL SIZE






PLATE 628—FULL SIZE





PLATE 629—FULL SIZE



From the library of: Diamond Needle Corp

PLATE 630—FULL SIZE

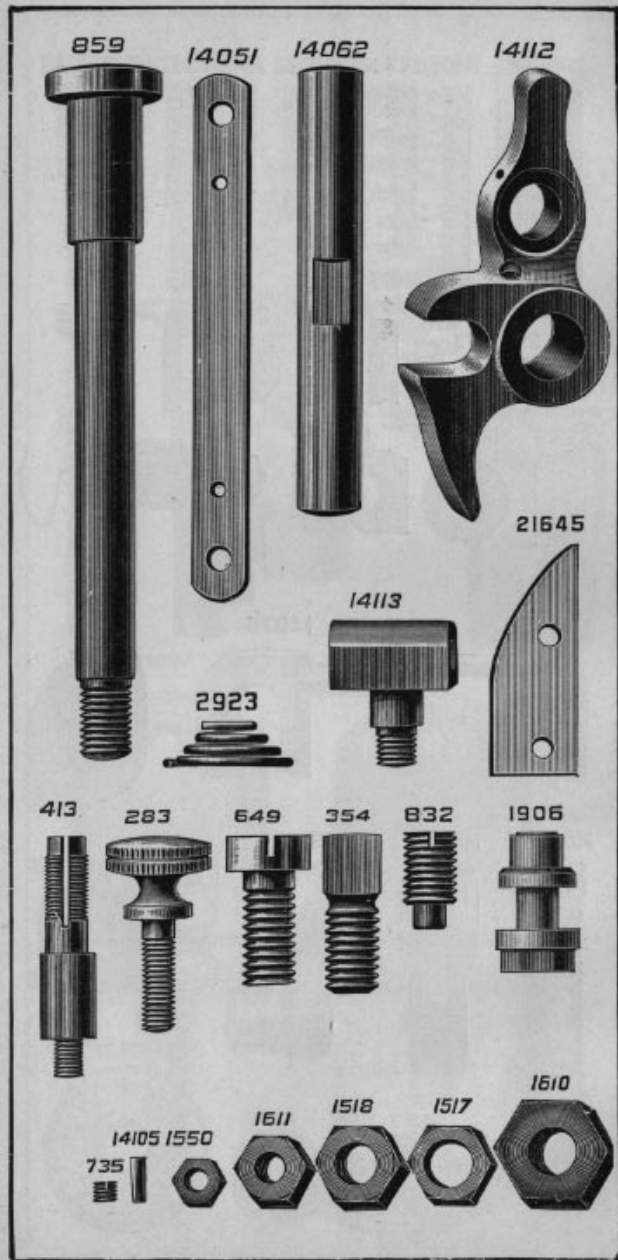



PLATE 631—FULL SIZE



From the library of: Diamond Needle Corp

PLATE 632—ONE-HALF SIZE


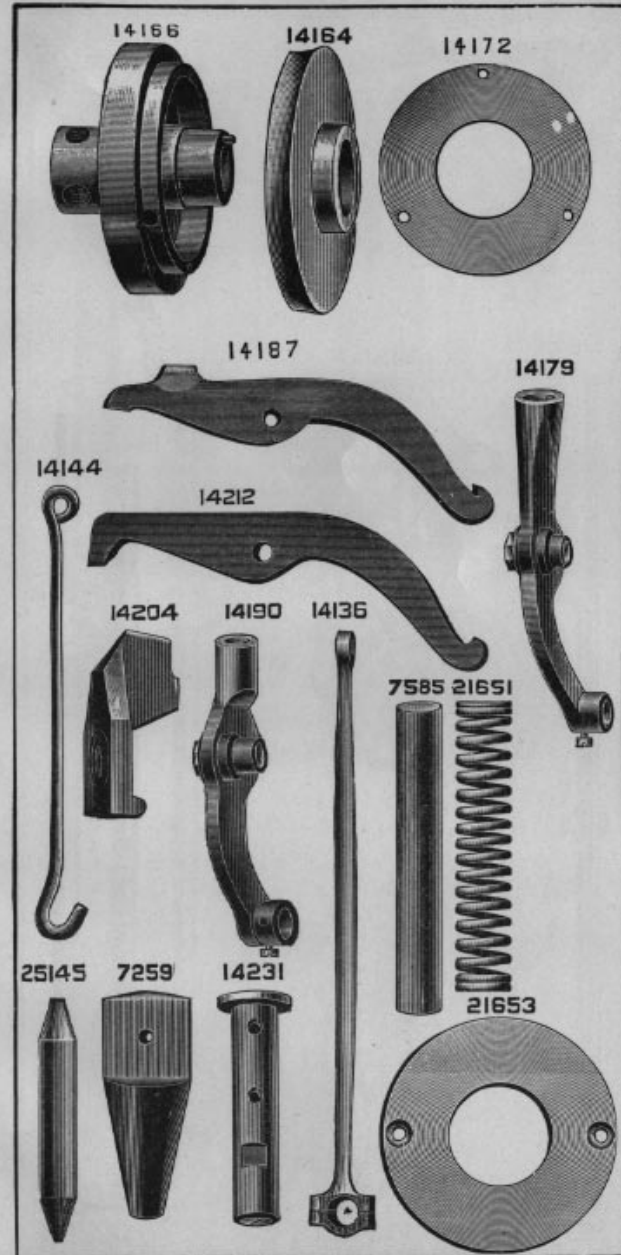


PLATE 633—ONE-HALF SIZE



From the library of: Diamond Needle Corp

PLATE 634—ONE-FOURTH SIZE

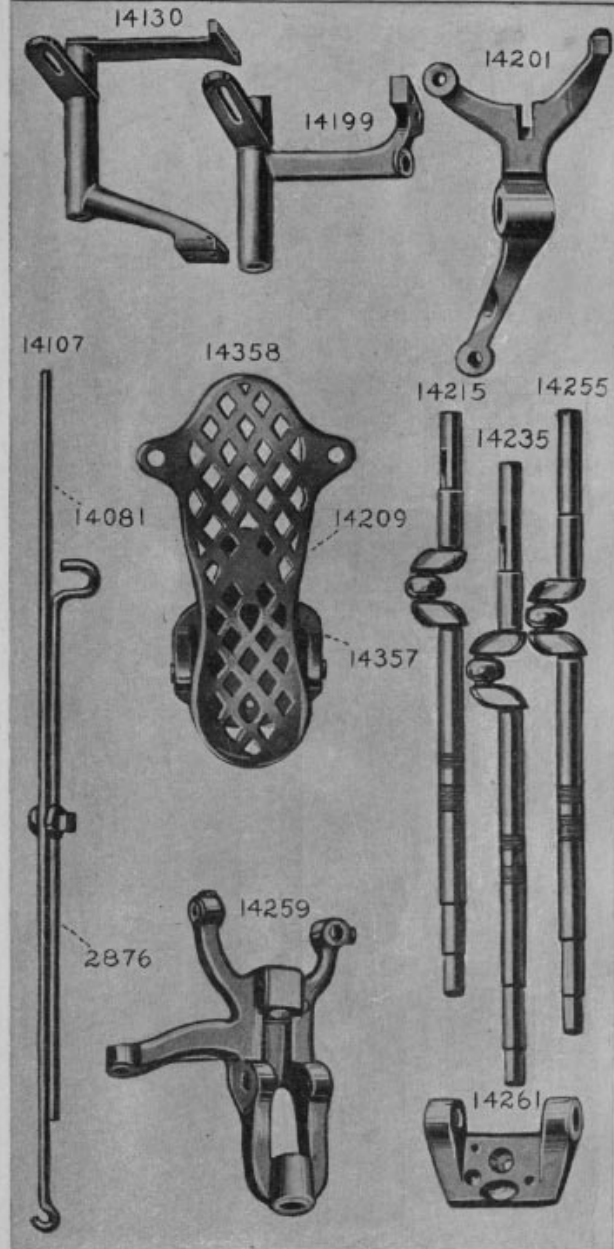



PLATE 635—FULL SIZE



From the library of: Diamond Needle Corp

PLATE 636—FULL SIZE





PLATE 637—ONE-HALF SIZE



From the library of: Diamond Needle Corp

PLATE 638—ONE-HALF SIZE

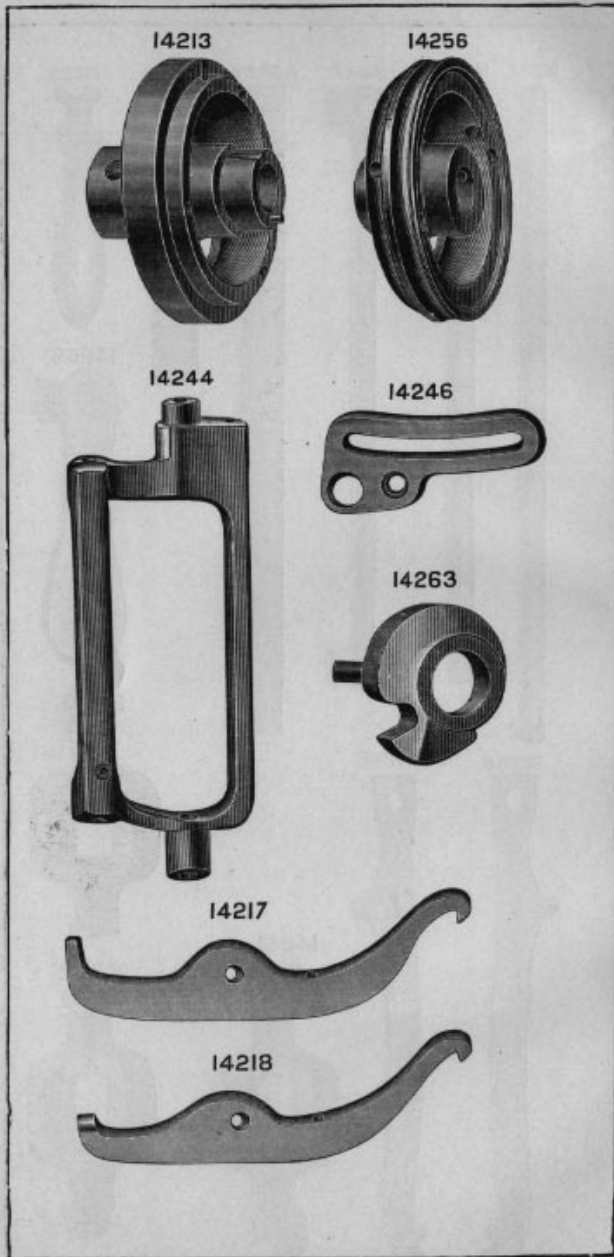



PLATE 639—ONE-HALF SIZE



From the Library of Diamond Needle Corp

PLATE 640—FULL SIZE





PLATE 641—FULL SIZE



From the library of: Diamond Machine Corp

PLATE 642—ONE-FOURTH SIZE





PLATE 643—ONE-FOURTH SIZE



From the library of: Diamond Needle Corp



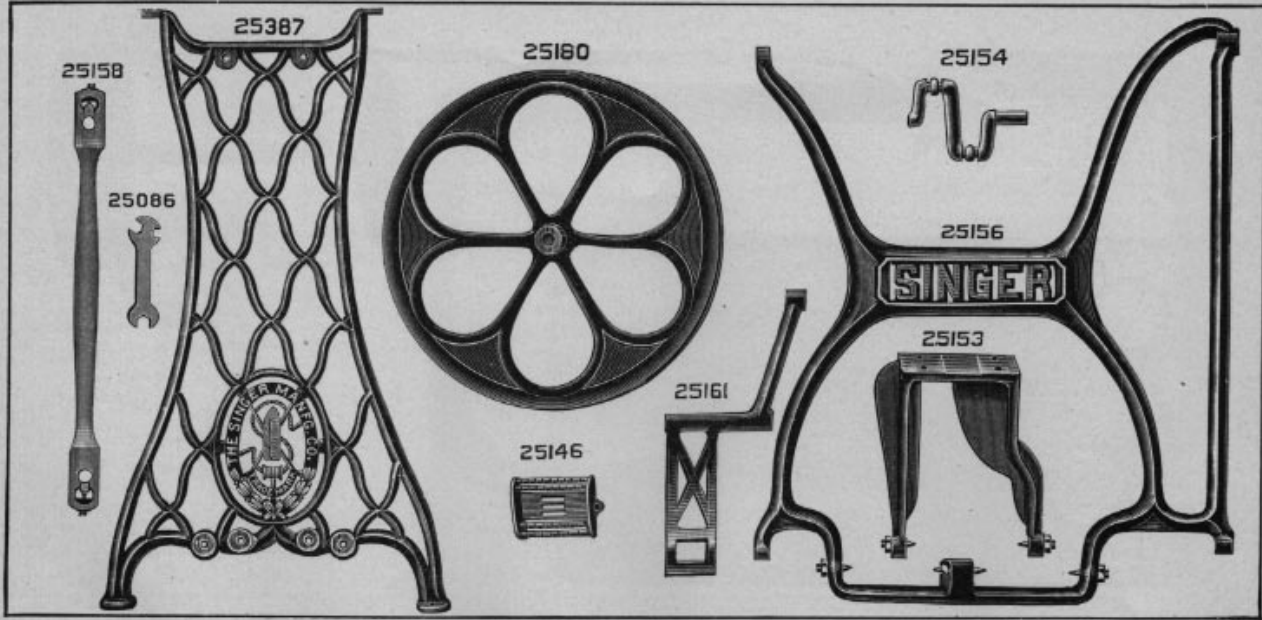



PLATE 644—ONE-NINTH SIZE

PLATE 1165—ONE-FOURTH SIZE

27070



2878



27636




PLATE 3842—FULL SIZE





PLATE 3845—FULL SIZE



From the library of: Diamond Needle Corp

PLATE 5500—FULL SIZE





PLATE 5501—ONE-HALF SIZE



From the library of: Diamond Needle Corp

PLATE 5502—FULL SIZE




PLATE 5503—ONE-HALF SIZE




PLATE 5504—ONE-HALF SIZE

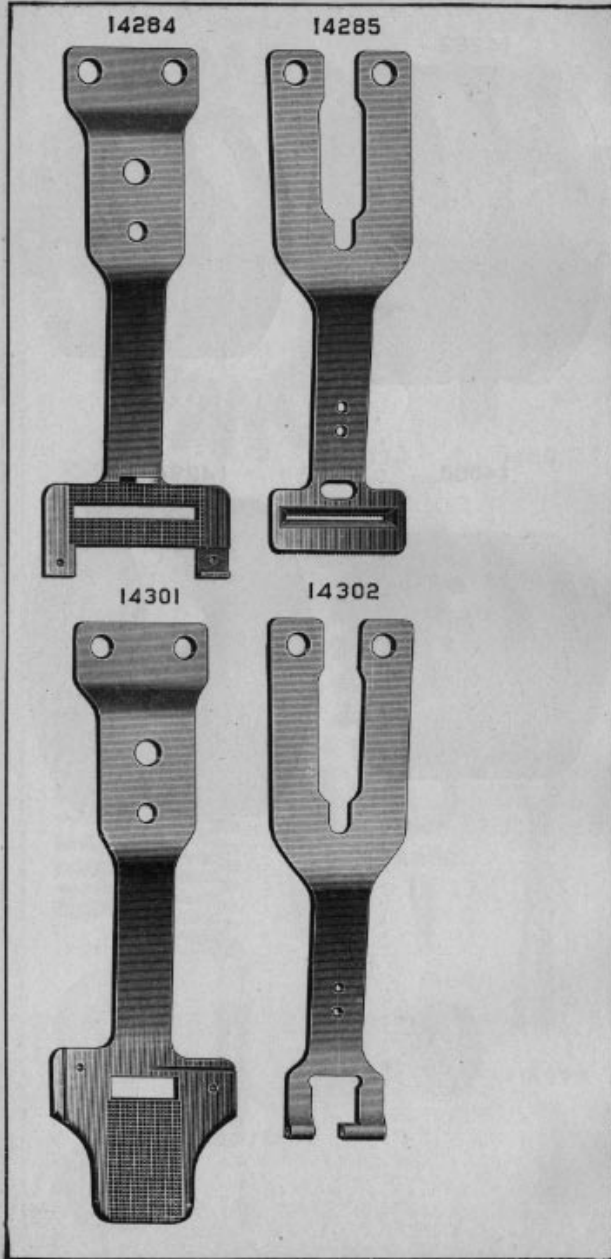



PLATE 5505—FULL SIZE



From the library of: Diamond Needle Corp

PLATE 5506—FULL SIZE





PLATE 5507—FULL SIZE



From the library of: Diamond Needle Corp

PLATE 5508—FULL SIZE





PLATE 5509—FULL SIZE



From the library of Diamond Needle Corp



PLATE 5510—ONE-FOURTH SIZE

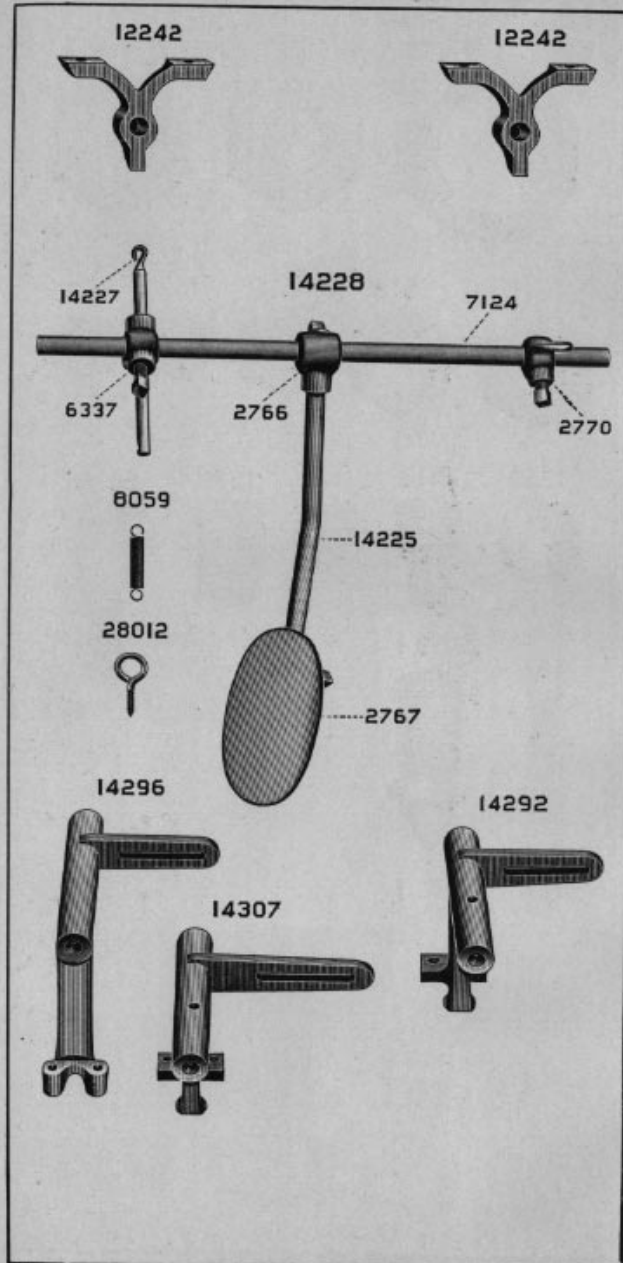


PLATE 5511—ONE-HALF SIZE



PLATE 5512—ONE-HALF SIZE




PLATE 5513—ONE-HALF SIZE




PLATE 5514—FULL SIZE

33943



33947



24412



391



PLATE 5515—FULL SIZE

1186



155



50058



28084



27916



51571



51581



14360



34358



41825



27328




33942




15278




126509



56864



56865



From the library of: Diamond Needle Corp

PLATE 5516—FULL SIZE

60770



43808



27321




8422



419



60902



7729 9780



PLATE 5517—ONE-HALF SIZE

41401



66085




46676



46677



46713



41598





PLATE 5518—ONE-HALF SIZE

60901



60903







PLATE 7241—ONE-NINTH SIZE


46707




126530



126532



126508



46711



PLATE 9090-ONE-EIGHTH SIZE